

Quadruple Operational Amplifiers

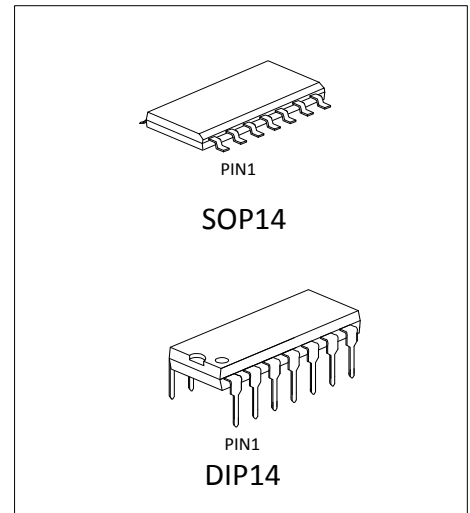
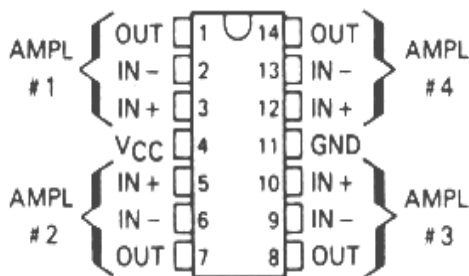
DESCRIPTION

The LM324A consists of four independent, high gain, internally frequency compensated operational amplifiers which were designed specifically to operate from a single power supply over a wide range of voltages. Operation from split power supplies is also possible and the low power supply current drain is independent of the magnitude of the power supply voltage. Application areas include transducer amplifiers, DC gain blocks and all the conventional op amp circuits.

FEATURES

- Wide range of supply voltages
- Low supply current drain independent of supply voltage
- Low input biasing current
- Low input offset voltage and offset current
- Input common-mode voltage range includes ground
- Differential input voltage range equal to the power supply voltage
- DC voltage gain 100 V/ mV Typ
- Internally frequency compensation

PACKAGE INFORMATION



Quadruple Operational Amplifiers

ELECTRICAL CHARACTERISTICS

at specified free-air temperature, $V_{CC} = 5V$ (unless otherwise noted)

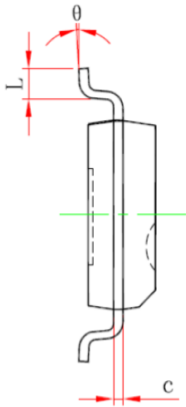
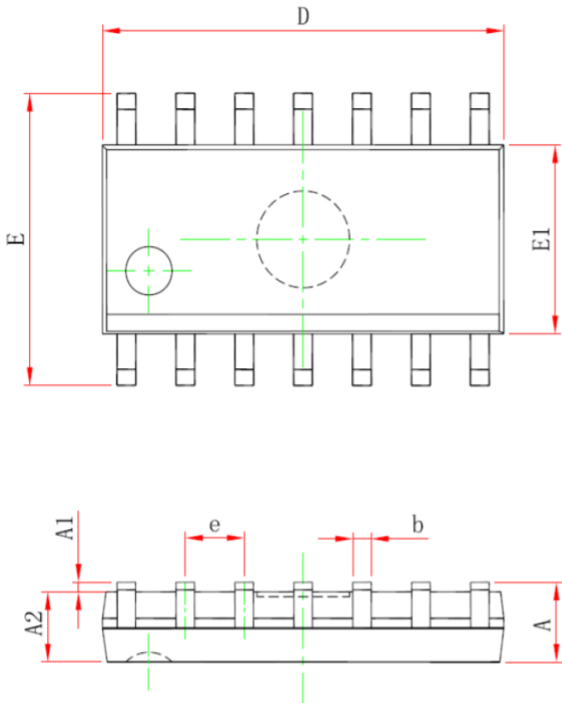
PARAMETER	TEST CONDITIONS*		LM324			UNIT
			MIN	TYP	MAX	
V_{IO} Input offset voltage	$V_{CC} = 5V$ to MAX, $V_{IC} = V_{ICR}$ min, $V_O = 1.4V$	25 °C Full temperature range		3 7	7 9	mV
αV_{IO} Average temperature coefficient of input offset voltage		Full temperature range		7		$\mu V/^\circ C$
I_{IO} Input offset current	$V_O = 1.4V$	25 °C Full temperature range		2 10	50 150	nA
αI_{IO} Average temperature coefficient of input offset current		Full temperature range		10		$pA/^\circ C$
I_{IB} Input bias current	$V_O = 1.4V$	25 °C Full temperature range		-20	-250 -500	nA
V_{ICR} Common-mode input voltage range	$V_{CC} = 5V$ to MAX	25 °C Full temperature range	0 to $V_{CC} - 1.5$ 0 to $V_{CC} - 2$			V
V_{OH} High-level output voltage	$R_L = 2 k\Omega$ $V_{CC} = MAX, R_L = 2k\Omega$ $V_{CC} = MAX, R_L = 10 k\Omega$	25 °C Full temperature range Full temperature range	$V_{CC} - 1.5$ 26 27			V
V_{OL} Low-level output voltage	$R_L = 10 k\Omega$	Full temperature range		5	20	mV
A_{VD} Large-signal differential voltage amplification	$V_{CC} = 15 V$, $V_O = 1V$ to 11 V, $R_L \geq 2 k\Omega$	25 °C Full temperature range	25 15	100		V/mV
CMRR Common-mode rejection ratio	$V_{CC} = 5V$ to MAX, $V_{IC} = V_{ICR}$ min	25 °C	65	80		dB
k_{SVR} Supply voltage rejection ratio ($\Delta V_{CC}/\Delta V_{IO}$)	$V_{CC} = 5V$ to MAX	25 °C	65	100		dB
V_{O1}/V_{O2} Crosstalk attenuation	$f = 1kHz$ to 20 kHz	25 °C		120		dB
I_O Output current	$V_{CC} = 15 V$, $V_{ID} = 1V, V_O = 0$ $V_{CC} = 15 V$, $V_{ID} = -1V, V_O = 15V$ $V_{ID} = -1V, V_O = 200 mV$	25 °C Full temperature range 25 °C Full temperature range	-20 -10 10 5	-30 20		mA
I_{OS} Short-circuit output current	V_{CC} at 5 V, GND at -5V, $V_O = 0$	25 °C		± 40	± 60	mA
I_{CC} Supply current (four amplifiers)	$V_O = 2.5 V$, No load $V_{CC} = MAX, V_O = 0.5V_{CC}$, No load	Full temperature range Full temperature range		1.5 1.1	2.4 3	mA

* All characteristics are measured under open loop conditions with zero common-mode input voltage unless otherwise specified.

"MAX" V_{CC} for testing purposes is 30 V. Operating temperature -40 - 85° C.

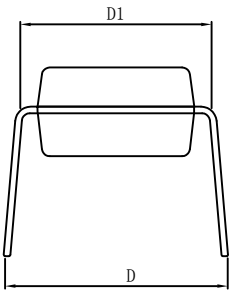
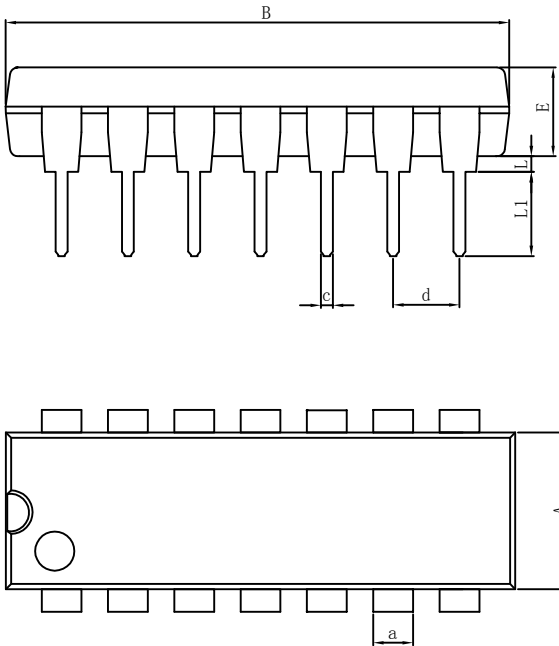
PACKAGE

SOP14



Symbol	Dimensions In Millimeters		Dimensions In Inches	
	Min	Max	Min	Max
A	—	1.750	—	0.069
A1	0.100	0.250	0.004	0.010
A2	1.250	—	0.049	—
b	0.310	0.510	0.012	0.020
c	0.100	0.250	0.004	0.010
D	8.450	8.850	0.333	0.348
E	5.800	6.200	0.228	0.244
E1	3.800	4.000	0.150	0.157
e	1.270(BSC)		0.050(BSC)	
L	0.400	1.270	0.016	0.050
θ	0°	8°	0°	8°

DIP14



UNIT: mm							
DIM.	MIN	TYP	MAX	DIM.	MIN	TYP	MAX
A	6.100	6.300	6.680	a	1.504	1.524	1.544
B	18.940	19.200	19.560	c	0.437	0.457	0.477
D	8.200	8.700	9.200	d	2.530	2.540	2.550
D1	7.42	7.62	7.82	L	0.500	—	0.800
E	3.100	3.300	3.550	L1	3.000	3.200	3.600