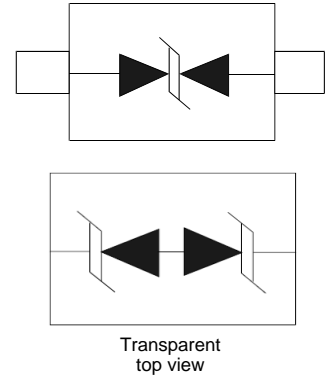


Features

- Bidirectional ESD protection of one line
- Very low diode capacitance: $C_d = 11 \text{ pF}$
- Max. peak pulse power: $P_{PP} = 45 \text{ W}$
- Low clamping voltage: $V_{CL} = 12.5 \text{ V}$
- Ultra low leakage current: $I_{RM} < 1 \text{ nA}$
- ESD protection up to 30 kV
- IEC 61000-4-2; level 4 (ESD)
- IEC 61000-4-5 (surge); $I_{PP} = 4.8 \text{ A}$
- AEC-Q101 qualified



Applications

- Computers and peripherals
- Audio and video equipment
- Cellular handsets and accessories
- Subscriber Identity Module (SIM) card protection
- Communication systems
- Portable electronics
- 10/100 Mbit/s Ethernet
- FireWire

Mechanical Data

- SOD-882 package
- Molding compound flammability rating: UL 94V-0
- Packaging: Tape and Reel
- RoHS/WEEE Compliant

Quick reference data

Quick reference data

$T_{amb} = 25 \text{ }^\circ\text{C}$ unless otherwise specified.

Symbol	Parameter	Conditions	Min	Typ	Max	Unit
V_{RWM}	reverse standoff voltage		-	-	5	V
C_d	diode capacitance	$f = 1 \text{ MHz}; V_R = 0 \text{ V}$	-	11	13	pF

Ordering information

Ordering information

Type number	Package		
	Name	Description	Version
PESD5V0V1BA	SC-76	plastic surface-mounted package; 2 leads	SOD323
PESD5V0V1BB	SC-79	plastic surface-mounted package; 2 leads	SOD523
PESD5V0V1BL	-	leadless ultra small plastic package; 2 terminals; body 1.0 ? 0.6 ? 0.5 mm	SOD882

Limiting values

Limiting values

In accordance with the Absolute Maximum Rating System (IEC 60134).

Symbol	Parameter	Conditions		Min	Max	Unit
Per diode						
P _{PP}	peak pulse power	t _p = 8/20 ?s	[1]	-	45	W
I _{PP}	peak pulse current	t _p = 8/20 ?s	[1]	-	4.8	A

Limiting values ...continued

In accordance with the Absolute Maximum Rating System (IEC 60134).

Symbol	Parameter	Conditions	Min	Max	Unit
Per device					
T _j	junction temperature		-	150	°C
T _{amb}	ambient temperature		-55	+150	°C
T _{stg}	storage temperature		-65	+150	°C

[1] Non-repetitive current pulse 8/20 μs exponential decay waveform according to IEC 61000-4-5.

ESD maximum ratings

T_{amb} = 25 °C unless otherwise specified.

Symbol	Parameter	Conditions		Min	Max	Unit
V _{ESD}	electrostatic discharge voltage	IEC 61000-4-2 (contact discharge)	[1]	-	30	kV
		machine model		-	2	kV
		MIL-STD-883 (human body model)		-	16	kV

[1] Device stressed with ten non-repetitive ESD pulses.

ESD standards compliance

Standard	Conditions
IEC 61000-4-2; level 4 (ESD)	> 15 kV (air); > 8 kV (contact)
MIL-STD-883; class 3B (human body model)	> 8 kV

Characteristics

Characteristics

T_{amb} = 25 °C unless otherwise specified.

Symbol	Parameter	Conditions		Min	Typ	Max	Unit
V _{RWM}	reverse standoff voltage			-	-	5	V
I _{RM}	reverse leakage current	V _{RWM} = 5 V		-	< 1	10	nA
V _{BR}	breakdown voltage	I _R = 5 mA		5.8	6.8	7.8	V
C _d	diode capacitance	f = 1 MHz;		-	11	13	pF
V _R = 0 V							
V _{CL}	clamping voltage	I _{PP} = 4.8 A	[1]	-	-	12.5	V
r _{dyn}	dynamic resistance	I _R = 10 A	[2]	-	0.2	-	Ω
r _{dif}	differential resistance	I _R = 5 mA		-	-	35	Ω

[1] Non-repetitive current pulse 8/20 μs exponential decay waveform according to IEC 61000-4-5.

[2] Non-repetitive current pulse, Transmission Line Pulse (TLP) t_p = 100 ns; square pulse; ANS/IESD STM5.1-2008.

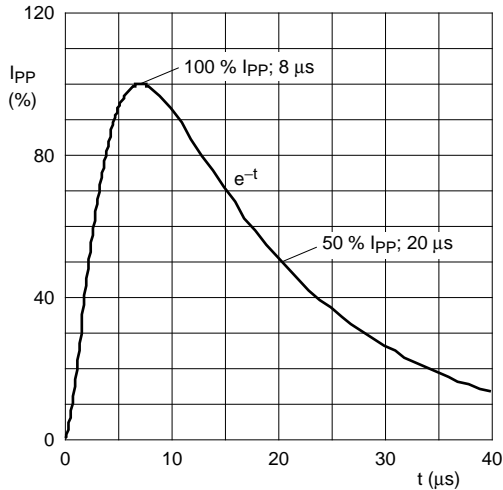


Fig 1. 8/20 μs pulse waveform according to IEC 61000-4-5

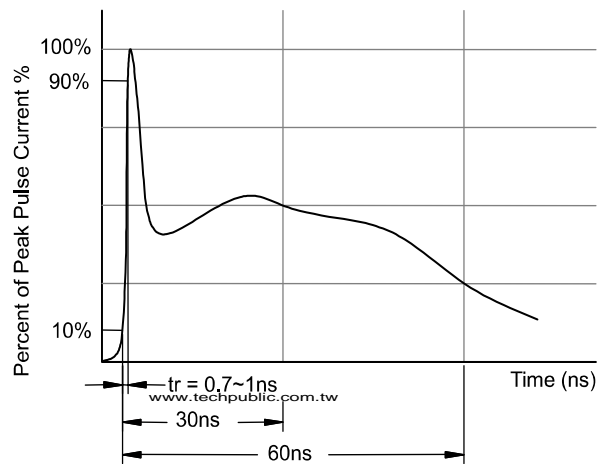


Fig 2. ESD pulse waveform according to IEC 61000-4-2

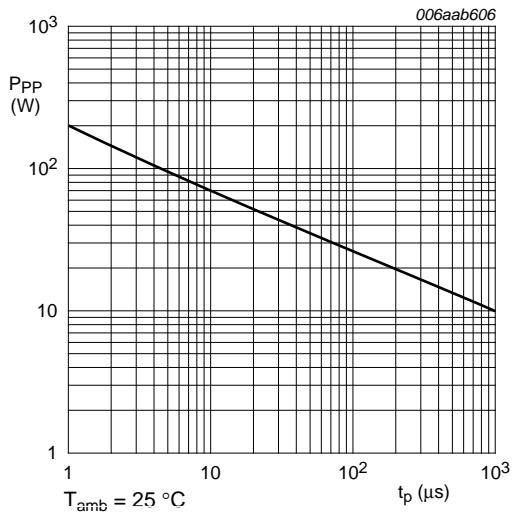


Fig 3. Peak pulse power as a function of exponential pulse duration; typical values

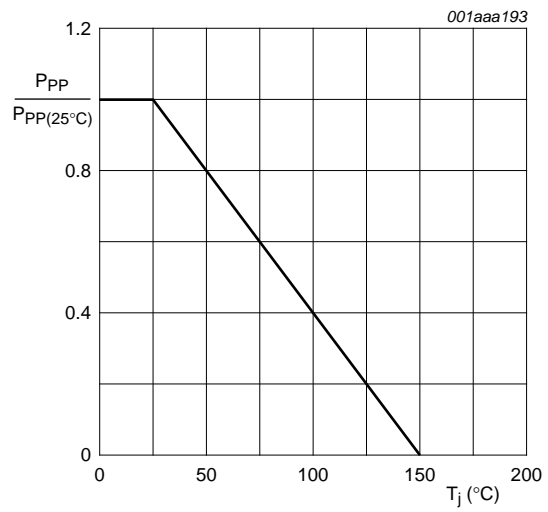


Fig 4. Relative variation of peak pulse power as a function of junction temperature; typical values

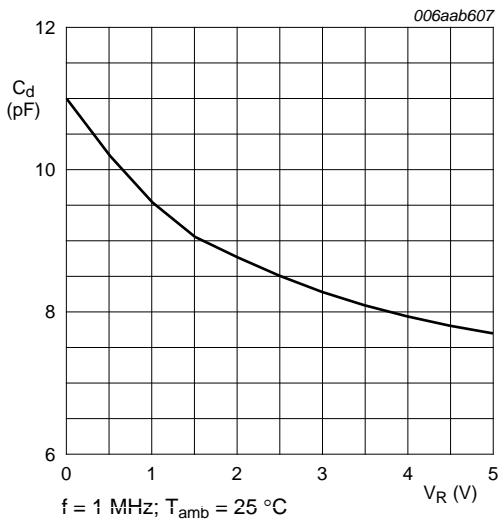


Fig 5. Diode capacitance as a function of reverse voltage; typical values

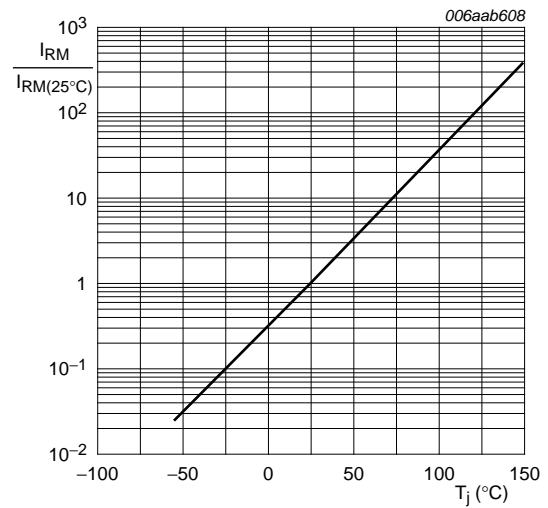
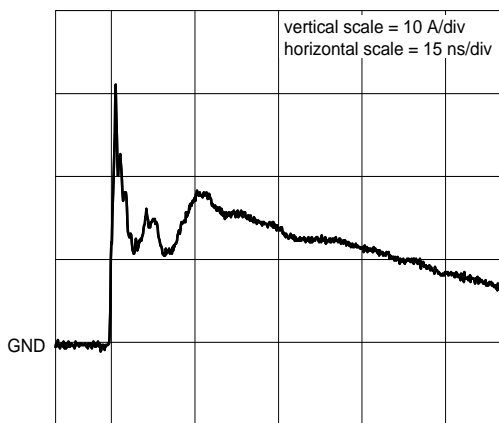
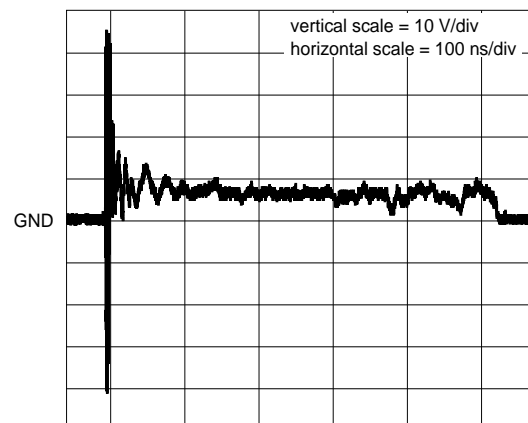


Fig 6. Relative variation of reverse leakage current as a function of junction temperature; typical values

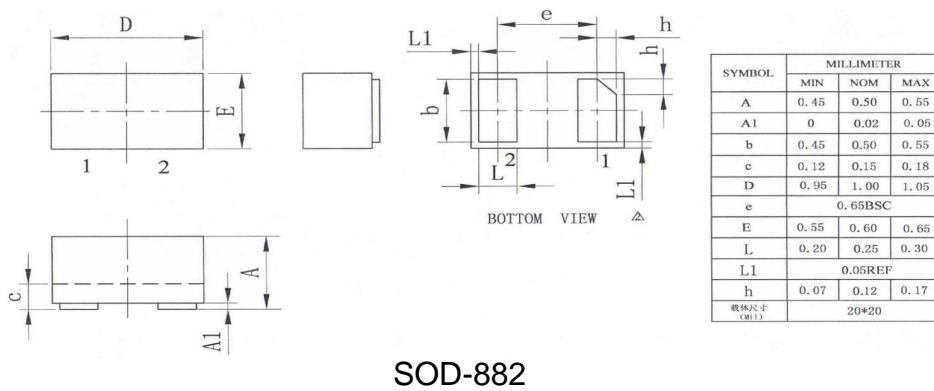
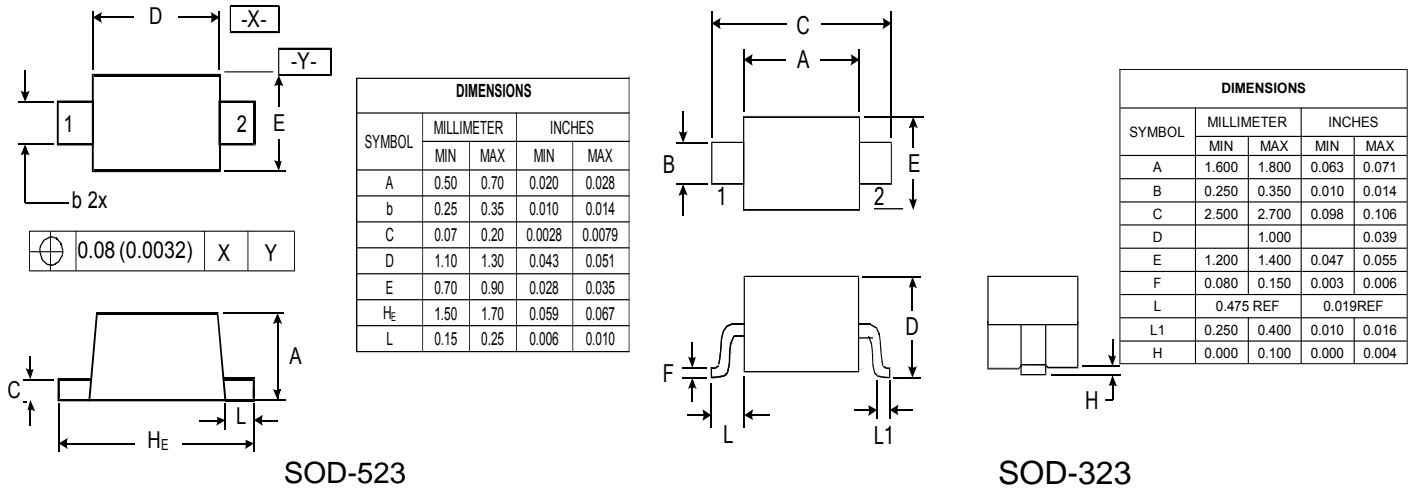


unclamped +8 kV ESD pulse waveform (IEC 61000-4-2 network)

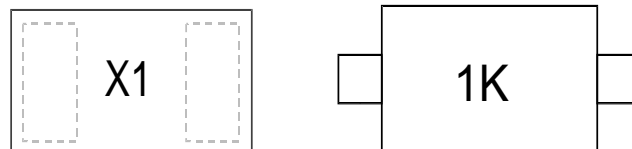


clamped +8 kV ESD pulse waveform (IEC 61000-4-2 network)

Outline Drawing – SOD-323/SOD-523/SOD-882



Marking



Ordering information

Order code	Marking codes	Package	Baseqty	Deliverymode
PESD5V0V1BA	1K	SOD-323	10000	Tape and reel
PESD5V0V1BB	Z9	SOD-523	10000	Tape and reel
PESD5V0V1BL	X1	SOD-882	10000	Tape and reel