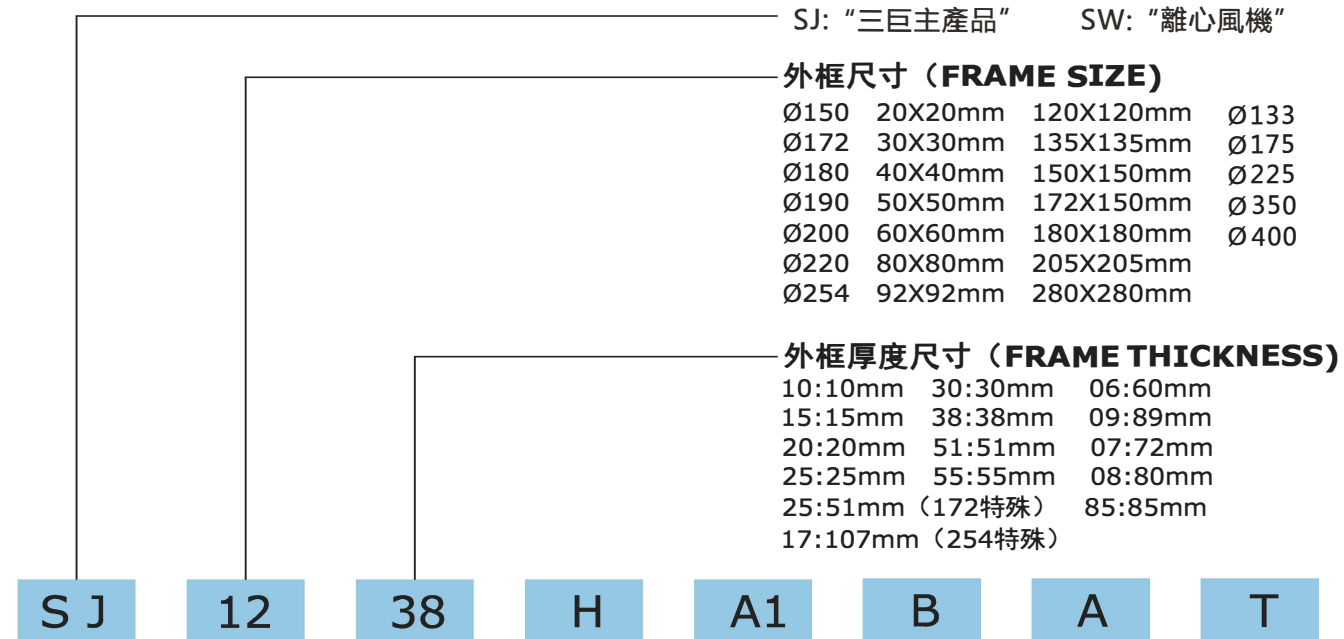




AXIAL AC & BRUSHLESS DC FAN PART NUMBER CODE

FOR EXAMPLE MODEL: SJ1238HA1BAT



轉速 (SPEED)

H=高速 (HIGH) V=超高速 (VEAR HIGH)
M=中速 (MIDDLE) S=靜音 (STATIC)
L=低速 (LOW) X=大風量(MASS AIR FLOW)

電壓 (VOLTAGE)

A1:110-120VAC E1:100-120VAC
A2:220-240VAC E2:200-240VAC
A3:380VAC E3:300-380VAC
D1:12VDC D4:48VDC E6:100-240VAC
D2:24VDC D5:5VDC
D3:10-36V

軸承型式 (BEARING SYSTEM)

S=含油軸承 (SLEEVE)
B=滾珠軸承 (BALL)

框體材質 (BODY MATERIAL)

鋁合金框 (ALUMINUM)
塑膠框 (PLASTIC)


接線型式 (CONNECTION TYPE)

T=插座式 (TERMINALS)
L=引線式 (LEAD WIRE)

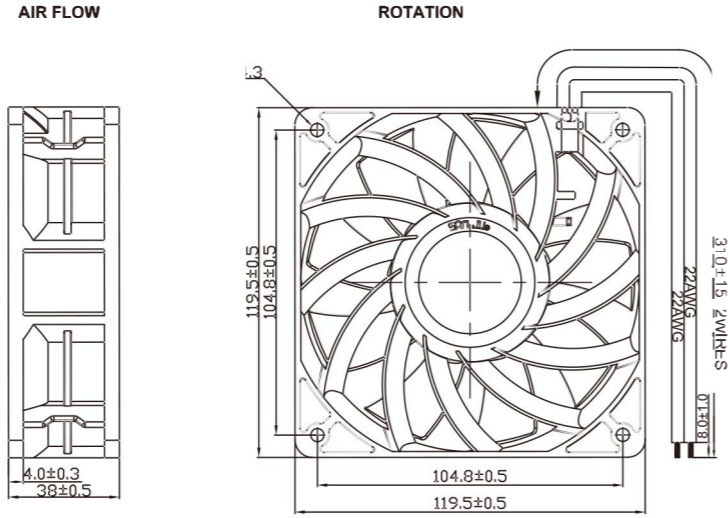
根據客戶需求，可生產：ACCORDING TO CUSTOMER REQUIREMENTS CAN BE PRODUCED
AC 380V、AC 24V、AC 48V、DC100V

DC 1238

120x120x38mm

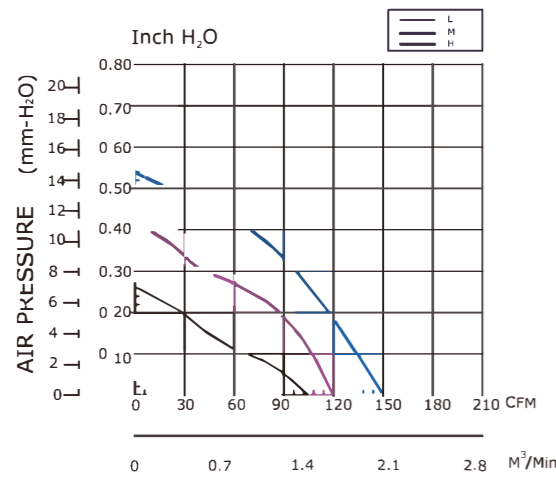


DIMENSION

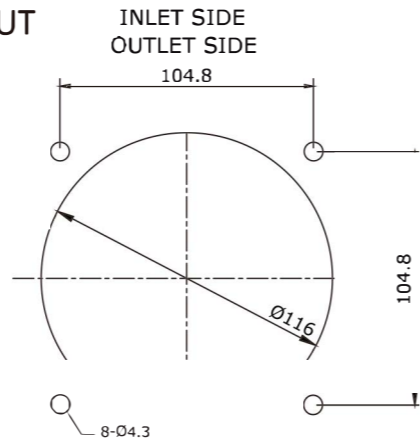


DC 軸流風機
Brushless DC Fan

AIR PERFORMANCE



PANEL CUTOUT



UNIT:mm

SPECIFICATION


MODEL (型號)	Part Number Leadwire (出線)	Rated Voltage (電壓)	Current (A) (電流)	Speed (RPM) (轉速)	Air Flow CFM (風量)	Max. Static Pressure (mm-H ₂ O) (靜壓)	Noise Level (dB-A) (噪音)	Weight (g) (重量)
SJ1238HD1	1238HD1S(B)PL	12	1.10	3500	150	14.3	47	320
SJ1238MD1	1238MD1S(B)PL	12	0.65	3000	120	10.9	43	320
SJ1238LD1	1238LD1S(B)PL	12	0.35	2500	104	7.2	39	320
SJ1238HD2	1238HD2S(B)PL	24	0.60	3500	150	14.3	47	320
SJ1238MD2	1238MD2S(B)PL	24	0.35	3000	120	10.9	43	320
SJ1238LD2	1238LD2S(B)PL	24	0.11	2500	104	7.2	39	320
SJ1238HD4	1238HD4S(B)PL	48	0.35	3500	150	14.3	47	320
SJ1238MD4	1238MD4S(B)PL	48	0.20	3000	120	10.9	43	320
SJ1238LD4	1238LD4S(B)PL	48	0.10	2500	104	7.2	39	320

DC 1225

120x120x25mm

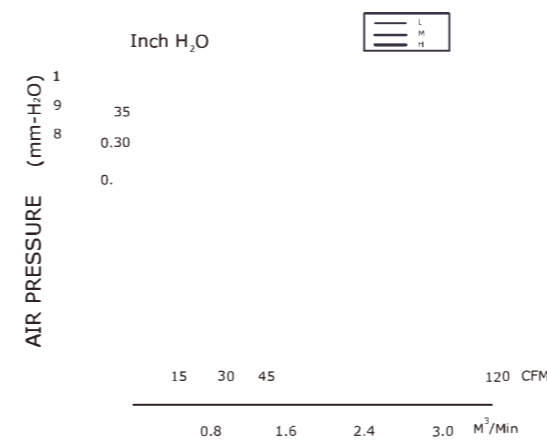


DIMENSION

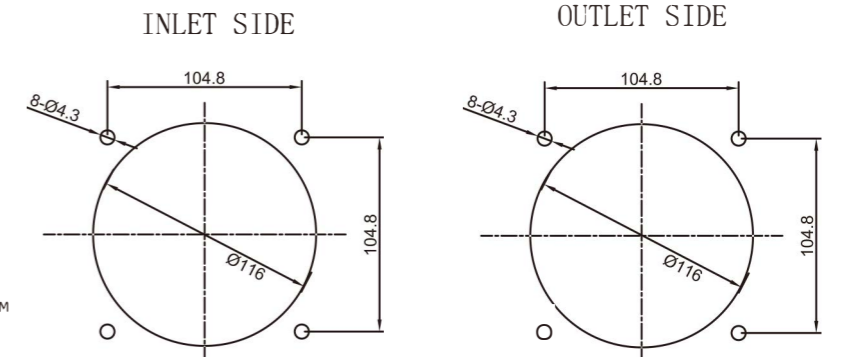


UNIT:mm

AIR PERFORMANCE



PANEL CUTOUT



UNIT:mm

SPECIFICATION

MODEL (型號)	Part Number Leadwire (出線)	Rated Voltage (電壓)	Current (A) (電流)	Speed (RPM) (轉速)	Air Flow CFM (風量)	Max. Static Pressure (mm-H ₂ O) (靜壓)	Noise Level (dB-A) (噪音)	Weight (g) (重量)
SJ1225HD1	1225HD1S(B)PL	12	1.00	4000	111	10.0	47	195
SJ1225MD1	1225MD1S(B)PL	12	0.60	3500	95	8.8	42	195
SJ1225LD1	1225LD1S(B)PL	12	0.40	3000	80	6.7	39	195
SJ1225HD2	1225HD2S(B)PL	24	0.50	4000	111	10.0	47	195
SJ1225MD2	1225MD2S(B)PL	24	0.30	3500	95	8.8	42	195
SJ1225LD2	1225LD2S(B)PL	24	0.21	3000	80	6.7	39	195
SJ1225HD4	1225HD4S(B)PL	48	0.25	4000	111	10.0	47	195
SJ1225MD4	1225MD4S(B)PL	48	0.15	3500	95	8.8	42	195
SJ1225LD4	1225LD4S(B)PL	48	0.11	3000	80	6.7	39	195

DC 軸流風機
Brushless DC Fan