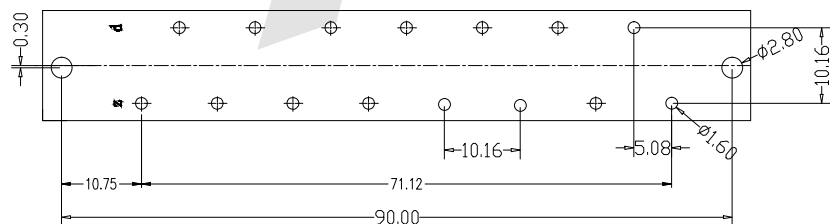
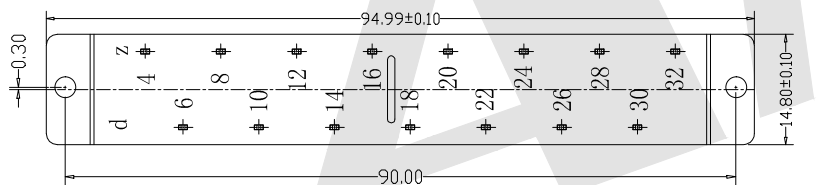
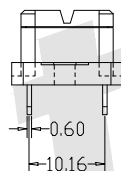
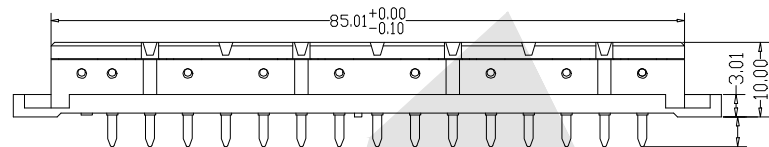
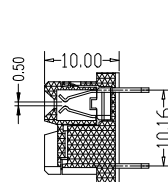
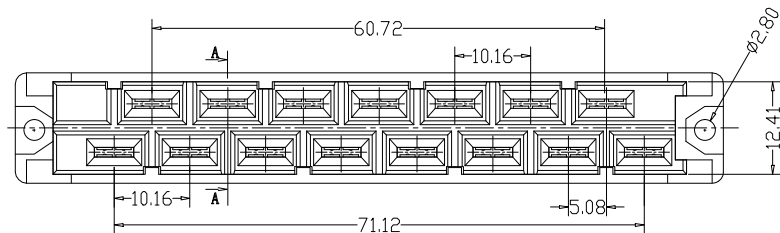


HSF



RoHS



SPECIFICATION

Current Rating: 15Amp
 Insulation Resistance: 1000MΩ min.at DC 500V
 Contact Resistance: 8mΩ max
 Withstand Voltage: AC 3100V For 1 Minute
 Operating Temperature: -55° C to +105° C
 Contact Material: Phosphor Brass
 Contact Plating: Au or Sn Over Ni
 Insulator Material: PBT+30%GF UL 94V-0
 Insertion Force: 90N max.
 Withdrawal Force: 0.2N min.per individual contact

Ordering Code:

DFS - XX - X - X - X - D05

① ② ③ ④ ⑤ ⑥

- ① Series No:
- ② No. of Contacts
15P
- ③ Termination
E: Straight solder tail length H=4.0mm
- ④ Rows Loaded With Contacts
I: Row d+z
- ⑤ Contact Plating
G0: Gold flash
S0: Gold flash/Ni
G1: 3u" Gold
S1: 3u" Gold/Ni
G2: 5u" Gold
S2: 5u" Gold/Ni
G3: 10u" Gold
S3: 10u" Gold/Ni
G4: 15u" Gold
S4: 15u" Gold/Ni
G5: 30u" Gold
S5: 30u" Gold/Ni
SN: Tin
- ⑥ Series number
D05

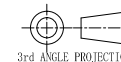
Code	Number Of Contacts	Contact Arrangement	Rows With Contacts	Pitch
I	15		d z	5.08

Unless Otherwise specified tolerance
 X. ±0.35 X.XX: ±0.20
 X.X: ±0.25 X.XXX: ±0.15

Antenk ANTENK ELECTRONICS CO.,LTD
 Http://www.antenk.com
 E-mail:sales@antenk.com

SCALE: As Shown	UNIT: mm
DRAW Lv Xun Hua	DATE 15/03/2019
CHECK BobYang	DATE 15/03/2019

TITLE:
DIN41612 Vertical Female H15 Type High Power Connectors 15 Positions



DRAWING NO: DFS-XX-XXX-D05

PRODUCT NO: DFS-XX-XXX-D05

REV	DESCRIPTION	DATE