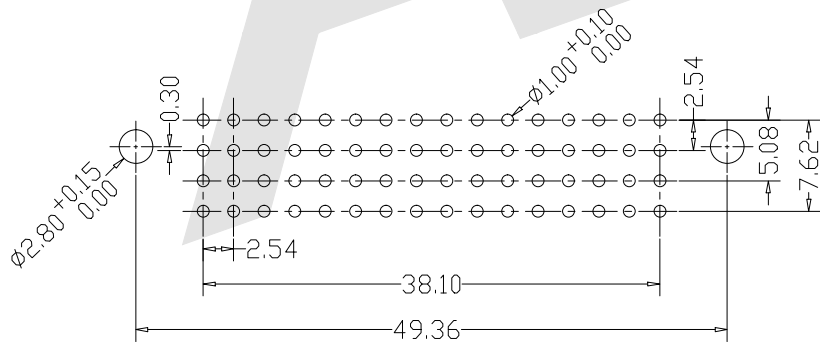
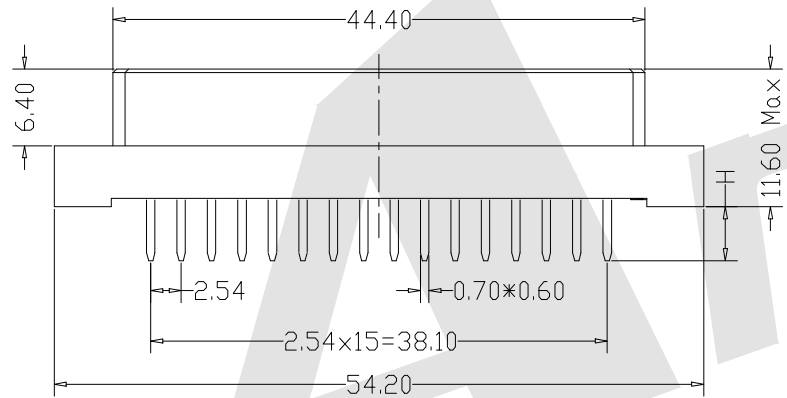
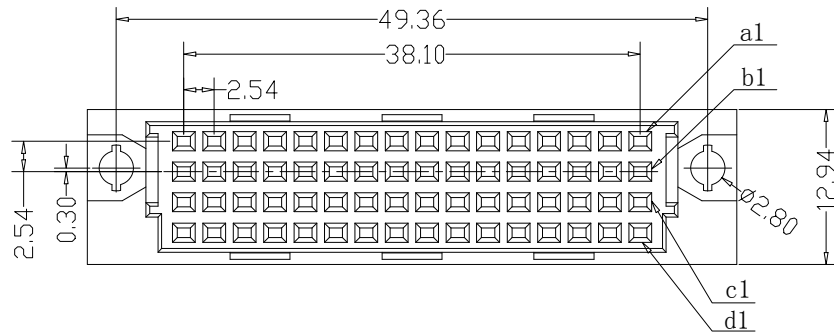


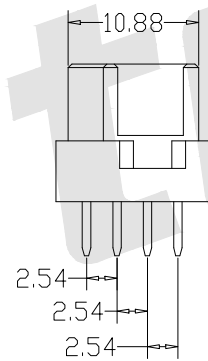
HSF



Recommended P.C.B. Layout

SPECIFICATION

Current Rating: 2.0Amp  
 Insulation Resistance: 1000MΩ Min.at DC 500V  
 Contact Resistance: 20mΩ max  
 Withstand Voltage: AC 1000V For 1 Minute  
 Operating Temperature: -55° C to +105° C  
 Contact Material: Brass  
 Contact Plating: Au or Sn Over Ni  
 Insulator Material: PBT+30%GF UL 94V-0  
 Insertion Force: 64 Pin Max.70N  
 Withdrawal Force: 0.15N min.Per Individual Contact



Ordering Code:

DFS - 64P - D - X - X - 405  
 ① ② ③ ④ ⑤ ⑥


- ① Series No:
- ② No. of Contacts  
64P
- ③ Termination  
 A: Straight solder tail length H=2.5mm  
 D: Straight tail length H=4.5mm  
 I: Straight tail length H=5.0mm  
 K: Straight tail length H=7.4mm  
 M: Wrap post tail length H=13.0mm  
 N: Wrap post tail length H=17.0mm  
 O: Wrap post tail length H=19.4mm
- ④ Rows Loaded With Contacts  
 J: Row a+b+c+d  
 K: Row a+d
- ⑤ Contact Plating  
 G0: Gold flash  
 S0: Gold flash/Ni  
 G1: 3u" Gold  
 S1: 3u" Gold/Ni  
 G2: 5u" Gold  
 S2: 5u" Gold/Ni  
 G3: 10u" Gold  
 S3: 10u" Gold/Ni  
 G4: 15u" Gold  
 S4: 15u" Gold/Ni  
 G5: 30u" Gold  
 S5: 30u" Gold/Ni  
 SN: Tin
- ⑥ Serise Number  
405

Unless Otherwise specified tolerance  
 X. ±0.35 X.XX: ±0.20  
 X.X: ±0.25 X.XXX: ±0.15

**Antenk**® ANTENK ELECTRONICS CO.,LTD  
 Http://www.antenk.com  
 E-mail:sales@antenk.com

SCALE: As Shown UNIT: mm  
 DRAW: Jacky DATE: 04/30/2021  
 CHECK: BobYang DATE: 04/30/2021

TITLE:  
 DIN41612 Vertical Female Type C Connectors 64 Positions



DRAWING NO: DFS-64P-D-XX-405  
 PRODUCT NO: DFS-64P-D-XX-405

REV	DESCRIPTION	DATE