

3

Contactors

S134 Series

Emergency
disconnect switches
Single pole ON/OFF

Catalogue [B124.en](#)



S134 Series emergency disconnect switches Single-pole ON/OFF

Schaltbau S132 Series manual disconnect switches are capable of opening a power circuit quickly and effectively.

Installation of these switches enhances safety at the work place significantly (meeting requirements for accident prevention).

S132 Series switches are intended for use with DC applications. Magnetic blowouts allow for higher breaking capacity. As a consequence the polarity of the terminals must be strictly observed when connecting these switches.

Load circuits are closed by pulling the red mushroom knob and ruptured by pushing it down. The positive opening operation guarantees that the contacts

open in the event of an emergency. Thanks to its snap mechanism the switch once actuated will complete the switch off procedure in any case, because the snap mechanism works independent of the actuator. For ON and OFF there are two maintained positions.

Optional is a lockable version complete with cylinder lock. The disconnect switch may be locked when engaged to the OFF position so as to prevent unauthorized use - with key removable only in OFF position.

Features

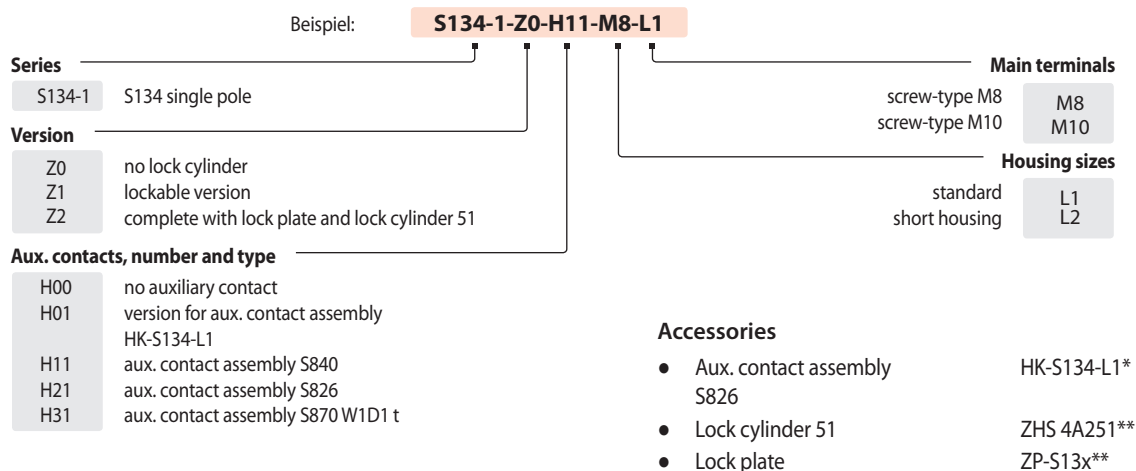
- Snap action with one NC contact block
- Magnetic blowouts
- Two bistable maintained positions for ON and OFF
- Auxiliary contact available

Applications

Schaltbau emergency disconnect switches are designed for use with battery-powered vehicles such as:

- fork lift trucks
- reach trucks
- pedestrian stacker trucks
- other warehouse machines

Ordering code



Note:

This catalogue shows only stock items. For some variants minimum quantities apply. Please ask for the conditions.

Special variant: If you need a special variant of the switch, please do not hesitate to contact us. Maybe the type of switch you are looking for is among our many special designs. If not, we can also supply customized designs. In this case minimum quantities apply..

上海 18924626834



Note:

* Retrofitting only possible with version for auxiliary contact assembly, e.g. S134-1-Z0-H01-M8-L1.

** Retrofitting only possible with lockable version, e.g. S134-1-Z1-H00-M8-L1. With it, you can order lock cylinder 51 (ZHS 4A251) and lock plate (ZP-S13x) as accessories at any time later.

深圳 18926488741 微信

Circuit diagram

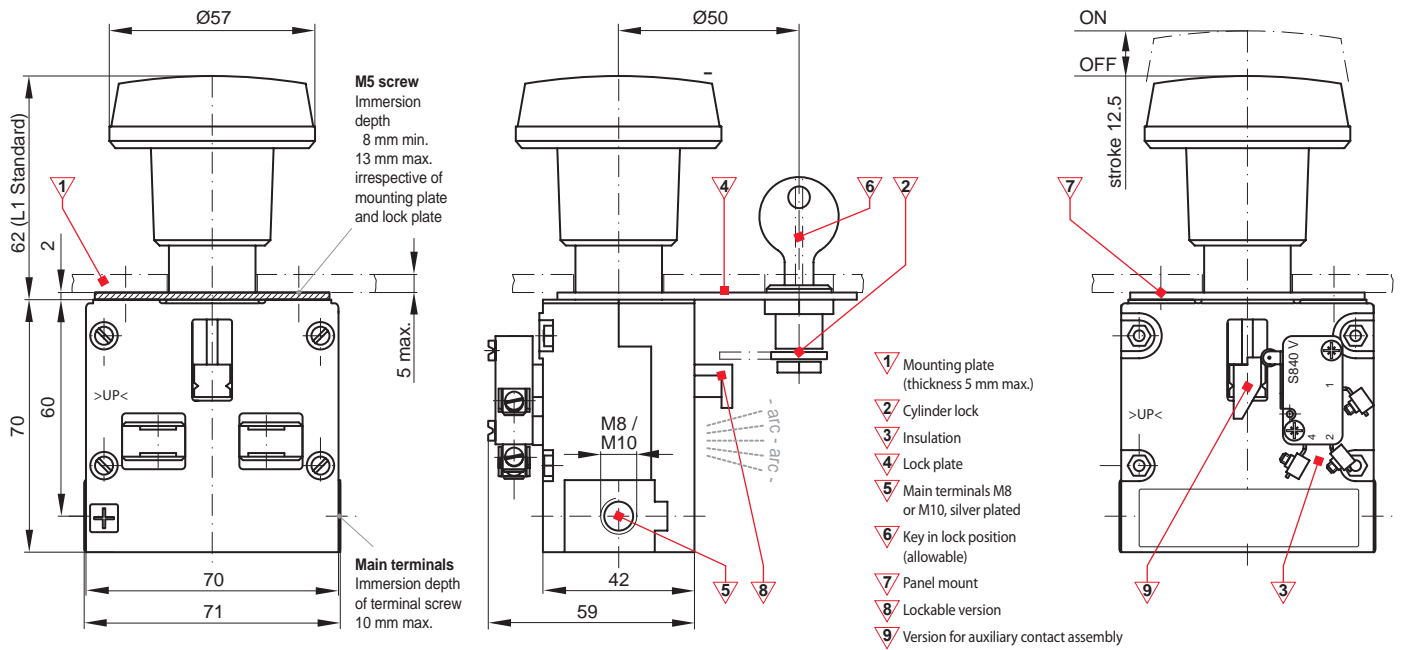


Specifications

S134-1 Series	
Conventional thermal current I_{th}	250 A
Inrush current	1,500 A
Rated operating current I_e	24 V DC, L/R=15 ms, 300 A 80 V DC, L/R=15 ms, 250 A
Maximum breaking capacity	24 V DC, L/R=15 ms, 1,200 A 80 V DC, L/R=15 ms, 1,000 A
Rated insulation voltage U_i	160 V
Rated impulse withstand voltage U_{imp}	4 kV at PD3
Mechanical endurance	30,000 operating cycles
Degree of protection (IEC 60529)	IP00
Mounting position	any
Main terminals	Bolts for M10 screws
Auxiliary contact, snap-action switch	S840 r, SPDT, $I_{th} = 6$ A S826, SPDT, $I_{th} = 10$ A S870, SPDT, $I_{th} = 10$ A

SCHALTBAU

Dimension diagrams



Accessories, Mounting

Lock plate with lock cylinder 51



Note:

Retrofitting only possible with lockable version, e.g. S134-1-Z1-H00-M8-L1, refer to ordering code.

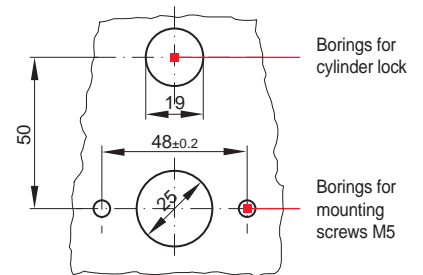
Aux. contact assembly HK-S134-L1



Note:

Retrofitting only possible with version for auxiliary contact assembly, e.g. S134-1-Z0-H01-M8-L1, refer to ordering code.

Cutout



Note:

Tightening torque:

- Main terminals (5): M8/M10: 12 Nm max.
- Panel mounting (7): M5: 3 Nm max.

For mounting the red knob can be taken off. A 3 mm dia. pin put in a hole through both shafts serves as a counter support.

Schaltbau GmbH

For detailed information on our products and services visit - or give us a call!

Schaltbau GmbH
Hollerithstrasse 5
81829 Munich
Germany

Phone 4006-0ZZ-002

Internet www.suntore.com



Schaltbau GmbH manufactures in compliance with RoHS.



The production facilities of Schaltbau GmbH have been IRIS certified since 2008.



Certified to DIN EN ISO 14001 since 2002. For the most recent certificate visit our website.



Certified to DIN EN ISO 9001 since 1994. For the most recent certificate visit our website.

Electrical Components and Systems for Railway Engineering and Industrial Applications

Connectors

- Connectors manufactured to industry standards
- Connectors to suit the special requirements of communications engineering (MIL connectors)
- Charging connectors for battery-powered machines and systems
- Connectors for railway engineering, including UIC connectors
- Special connectors to suit customer requirements

Snap-action switches

- Snap-action switches with positive opening operation
- Snap-action switches with self-cleaning contacts
- Enabling switches
- Special switches to suit customer requirements

Contactors

- Single and multi-pole DC contactors
- High-voltage AC/DC contactors
- Contactors for battery powered vehicles and power supplies
- Contactors for railway applications
- Terminal bolts and fuse holders
- DC emergency disconnect switches
- Special contactors to suit customer requirements

Electrics for rolling stock

- Equipment for driver's cab
- Equipment for passenger use
- High-voltage switchgear
- High-voltage heaters
- High-voltage roof equipment
- Equipment for electric brakes
- Design and engineering of train electrics to customer requirements