

General Description

This product family offers state of the art performance. It is designed for high frequency applications where high efficiency and high reliability are required. It is qualified and manufactured on the productive 6 inch SiC line in China fully owned by CR MICRO.

Product Summary

V_{RRM}	1200 V
$I_F (T_C=153^{\circ}C)$	15 A
Q_C	74.9 nC

Features

- Low conduction loss due to low V_F
- Extremely low switching loss by tiny Q_C
- Highly rugged due to better surge current
- Industrial standard quality and reliability



Applications

- Solar inverters
- Charging station
- Uninterruptible power supply
- Power factor correction

TO-220-2



Equivalent circuit



Package Marking

Part #	Marking	Package
CRXI15D120G1	CRXI15D120G1	TO-220-2

Maximum Ratings (at $T_c = 25\text{ }^\circ\text{C}$, unless otherwise specified)

Parameter	Symbol	Value	Unit
Repetitive Peak Reverse Voltage	V_{RRM}	1200	V
Surge Peak Reverse Voltage	V_{RSM}	1200	V
DC Peak Reverse Voltage	V_R	1200	V
Continuous Forward Current $T_c = 25^\circ\text{C}$ $T_c = 135^\circ\text{C}$ $T_c = 153^\circ\text{C}$	I_F	40 20 15	A
Repetitive Peak Forward Surge Current $T_c = 25^\circ\text{C}, t_p=10\text{ms}, \text{Half Sine Pulse}$ $T_c = 110^\circ\text{C}, t_p=10\text{ms}, \text{Half Sine Pulse}$	I_{FRM}	68 44.0	A
Non-Repetitive Forward Surge Current $T_c = 25^\circ\text{C}, t_p=10\text{ms}, \text{Half Sine Pulse}$ $T_c = 110^\circ\text{C}, t_p=10\text{ms}, \text{Half Sine Pulse}$	I_{FSM}	100 85	A
Non-Repetitive Forward Surge Current $T_c = 25^\circ\text{C}, t_p=10\text{ms}, \text{Half Sine Pulse}$ $T_c = 110^\circ\text{C}, t_p=10\text{ms}, \text{Half Sine Pulse}$	$\int i^2 dt$	50 36	A^2s
Power dissipation $T_c = 25^\circ\text{C}$ $T_c = 110^\circ\text{C}$	P_{tot}	214 93	W
Operating junction Range	T_j	-55 to +175	$^\circ\text{C}$
Storage temperature Range	T_{stg}	-55 to +150	$^\circ\text{C}$

Thermal Resistance

Parameter	Symbol	Typ.	Unit
Thermal resistance, junction – case.	R_{thJC}	0.7	°C/W

Electrical Characteristic (at $T_c = 25\text{ °C}$, unless otherwise specified)

Parameter	Symbol	Value			Unit	Test Condition
		min.	typ.	max.		
Forward Voltage	V_F	-	1.5	1.8	V	$I_F=15A$ $T_j=25\text{ °C}$ $T_j=175\text{ °C}$
		-	2.3	3		
Reverse Current	I_R	-	-	200	μA	$V_R=1200V$ $T_j=25\text{ °C}$ $T_j=175\text{ °C}$
		-	-	300		
Total Capacitive Charge	Q_C	-	74.9	-	nC	$V_R=800V, T_j=25\text{ °C}$ $Q_C = \int_0^{V_R} C(V)dV$
Total Capacitance	C	-	1084	-	pF	$T_j=25\text{ °C}, f=1MHz$
		-	69.8	-		$V_R=0V$
		-	51.2	-		$V_R=400V$ $V_R=800V$

Characteristics Curve:

Fig 1: Forward Characteristics

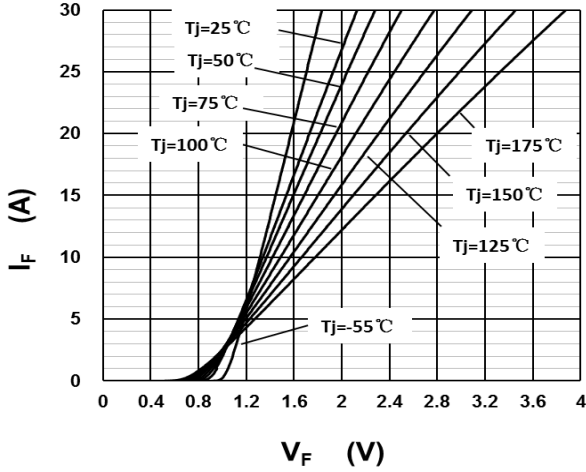


Fig 2: Reverse Characteristics

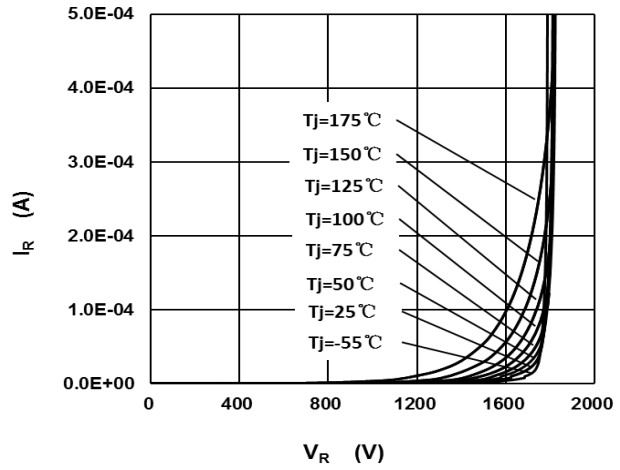


Fig 3: Current Derating

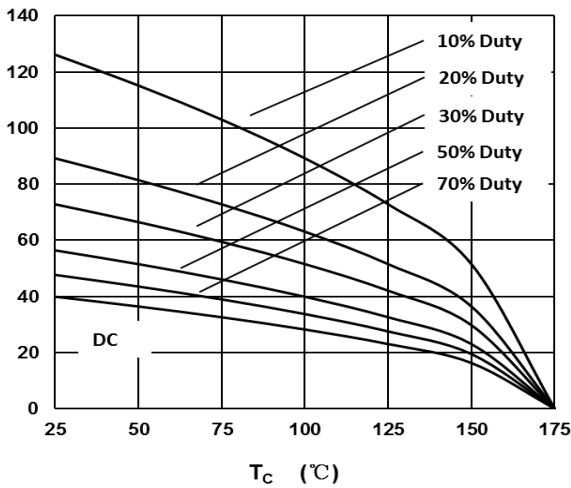


Fig 4: Power Derating

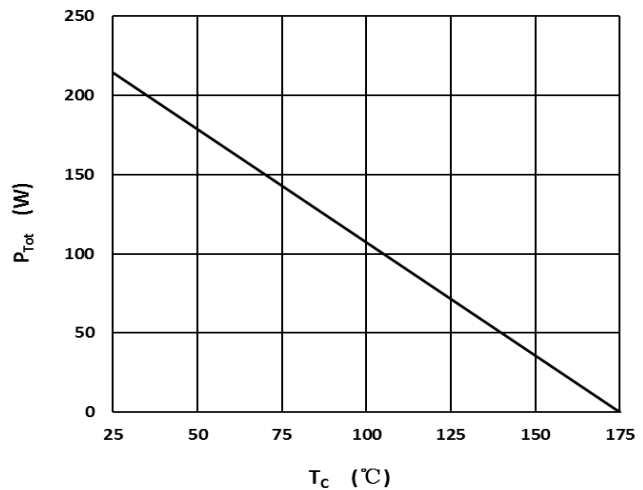


Fig 5: Capacitance vs. Reverse Voltage

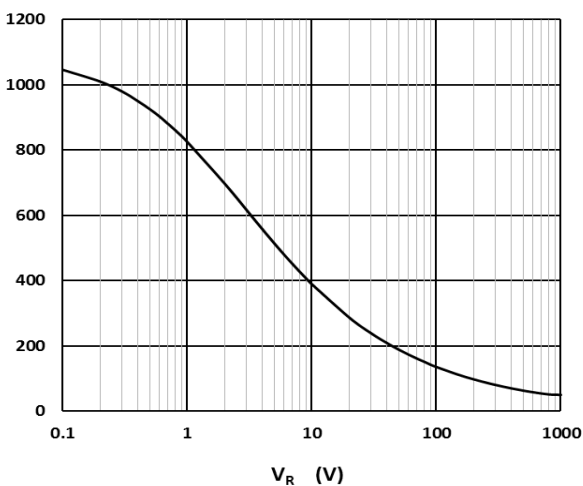


Fig 6: Reverse Charge vs. Reverse Voltage

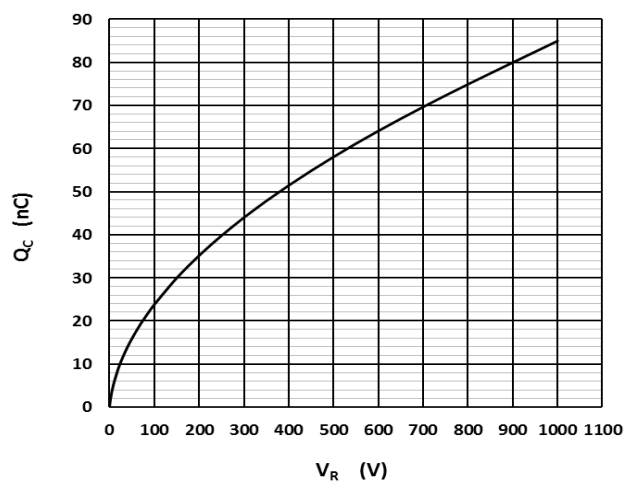


Fig 7: Typical Capacitance Stored Energy

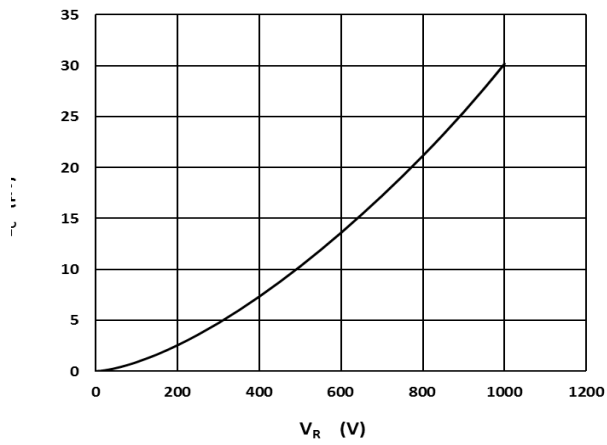
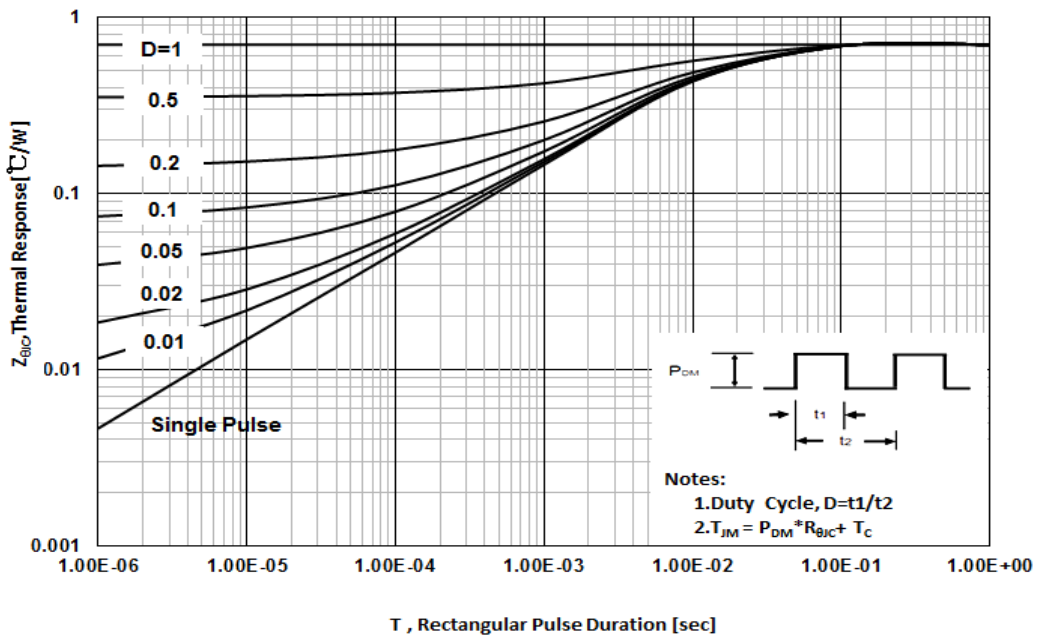
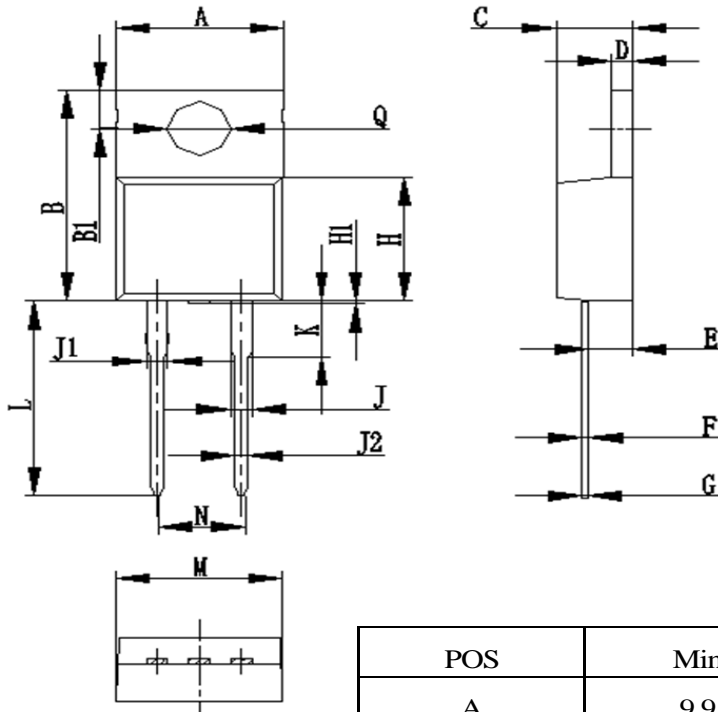


Fig 8: Transient Thermal Impedance



Package Outline: TO-220-2



POS	Min	Typ	Max
A	9.9	10.12	10.32
B	15.4	15.6	15.8
B1	2.54	2.74	2.94
C	4.37	4.57	4.77
D	1.17	1.27	1.37
E	2.4	2.6	2.8
F	0.46	0.56	0.66
G	0.28	0.38	0.48
H	9	9.2	9.4
H1	0	0.25	0.5
J	1.19	1.35	1.45
J1	1.17	1.27	1.37
J2	0.71	0.81	0.91
K	2.5	2.9	3.3
L	12.5	13	13.5
M	9.9	10	10.1
N	4.84	5.08	5.28
Q	3.64	3.84	4.04

Revision History

Revision	Date	Major changes
1.0		Release of formal version.

Warnings

Exceeding the maximum ratings of the device in performance may cause damage to the device, even the permanent failure, which may affect the dependability of the machine. It is suggested to be used under 80 percent of the maximum ratings of the device.

1. When installing the heatsink, please pay attention to the torsional moment and the smoothness of the heatsink.
2. This product has not been designed or tested for use in, and is not intended for use in, applications implanted into the human body nor in applications in which failure of the product could lead to death, personal injury or property damage, including but not limited to equipment used in the operation of nuclear facilities, life-support machines, cardiac defibrillators or similar emergency medical equipment, aircraft navigation or communication or control systems, or air traffic control systems.