

SPECIFICATION

Electrical Rating : 2A 250VAC/125VAC,
 6A 250VAC/10A125VAC (UL)
 10A 250VAC/15A 125VAC(UL)
 10(4)A 250 VAC (VDE)

Mechanical life: Over 30000 cycles
 Electrical life: Over 10000 cycles
 Contact resistance: <20m Ω
 Insulation resistance: >1000M Ω
 High voltage resistance: >1500VAC 1 min.
 Ambient temperature: Terminal side -20 to +85°C
 Actuating side- 20 to +55°C

Atmospheric humidity: Max.85%
 Actuating force: 3 to 6N(depends on different switch function)
 Flammability: UL94V-2 & UL94V-0
 Storage temperature: -30 to +80°C Max
 Temperature rise at the terminal: 30°C (UL1054)
 Solder ability of terminal: Max 350°C 3s



MATERIALS

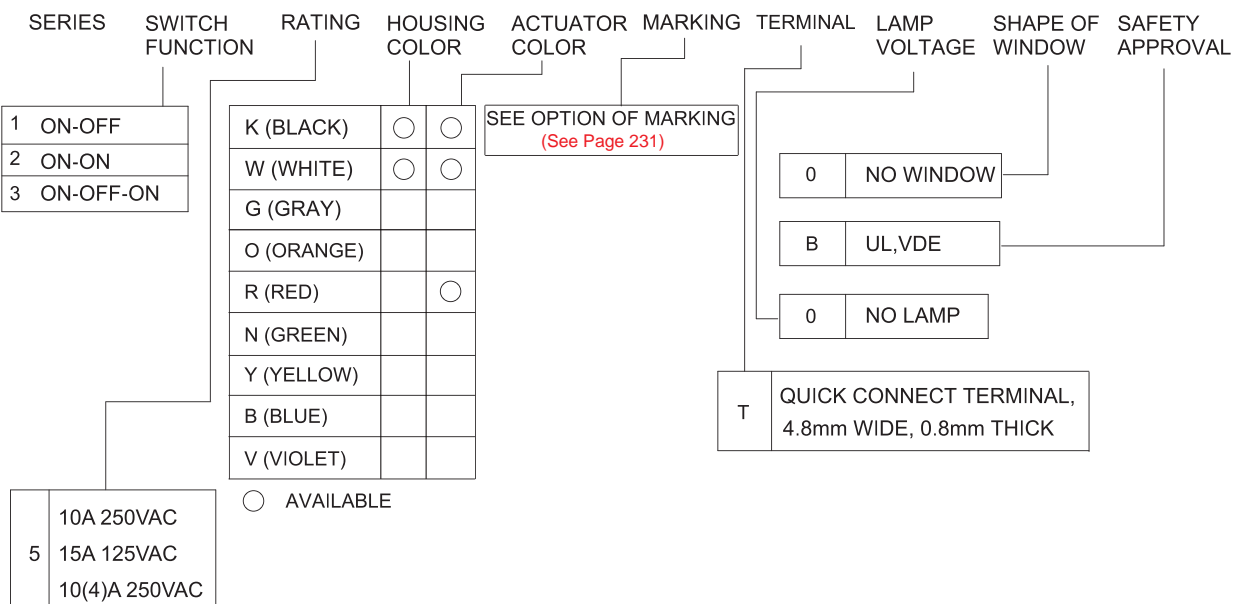
Housing: PA 66
 Rocker: PA 66 & PC
 Contacts: Silver alloy
 Terminal: Copper or brass silver plated
 Spring: SWC
 Movable arm: Copper silver plated
 Lamp: Neon lamp, Tungsten lamp, LED
 Bracket: PA66



HOW TO ORDER

ORDERING PROCEDURE (PART I): NON-ILLUMINATED

X2-RC 1 5 K K E T 0 0 B



X2-RC Series

Rocker Switches

HOW TO ORDER

ORDERING PROCEDURE (PART II): ILLUMINATED

X2-RC 9 5 K K D E T L L R B

SERIES	SWITCH FUNCTION	RATING	HOUSING COLOR	ACTUATOR COLOR	COLOR OF WINDOW	MARKING	TERMINAL	LAMP VOLTAGE	SHAPE OF WINDOW	COLOR OF LAMP	SAFETY APPROVAL
9	ON-OFF (LIGHTED)		K (BLACK)	○ ○							
2	6A 250VAC		W (WHITE)	○ ○							
5	10A 250VAC 15A 125VAC 10(4)A 250VAC		G (GRAY)								
			O (ORANGE)								
			R (RED)	○							
			N (GREEN)								
			Y (YELLOW)								
			B (BLUE)								
			V (VIOLET)								
			D (RED) illu.	○							
			M (GREEN) illu.	○							
			Y (YELLOW) illu.	○							
			F (BLUE) illu.	○							

○ AVAILABLE

SEE OPTION OF MARKING (See Page 231)

E	(NO WINDOW)
D	(RED) illu.
M	(GREEN) illu.
Y	(YELLOW) illu.
F	(BLUE) illu.

L	ELLIPSE (FOR LED LAMP)
C	ROUND (FOR NEON OR TUNGSTEN LAMP)
E	NO WINDOW (FOR NEON OR TUNGSTEN LAMP)

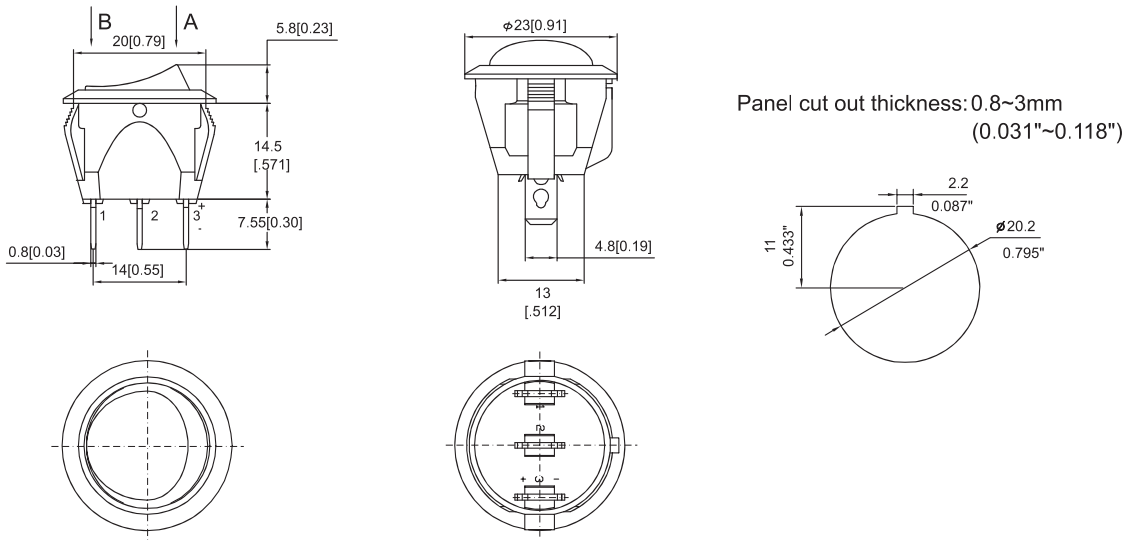
1	NEON LAMP (125VAC)
2	NEON LAMP (250VAC)
3	12VDC TUNGSTEN LAMP
4	24VDC TUNGSTEN LAMP
L	LED

T	QUICK CONNECT TERMINAL, 4.8mm WIDE, 0.8mm THICK
---	---

B	UL, VDE
---	---------

N	TRANSPARENT NEON LAMP
F	GREEN FLUORESCENT NEON LAMP
B	BLUE FLUORESCENT NEON LAMP
T	TUNGSTEN LAMP
R	RED LED LAMP
M	GREEN LED LAMP
Y	YELLOW LED LAMP

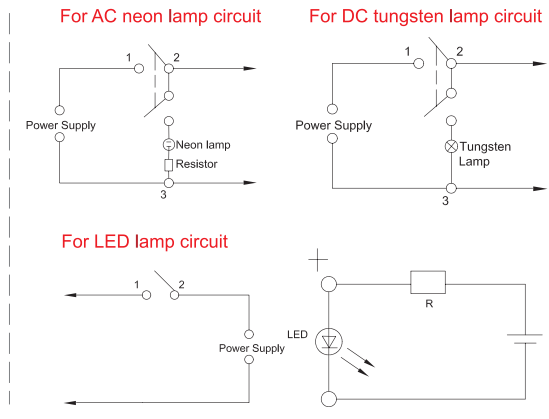
DIMENSION / PANEL CUT OUT



X2-RC Rocker Switches







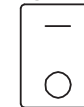
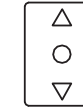







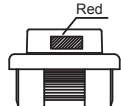


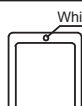
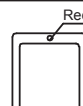
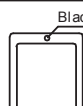

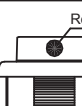
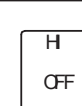


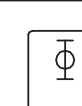

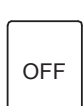
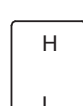




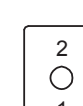

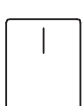
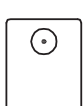
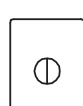


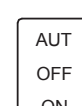

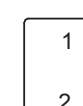


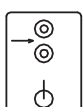

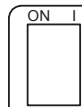







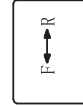


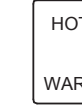
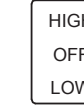
OPTIONS OF SWITCH FUNCTION / LAMP CIRCUIT

Item No	POLES & THROWS	Rocker position ():Momentary		
		Left	Center	Right
X2-RC1	SPST	ON	None	OFF
X2-RC2	SPDT	ON	None	ON
X2-RC3	SPDT	ON	OFF	ON
X2-RC9	SPST (With LED)	ON	None	OFF



CAP MARKING

FOR ROCKER SWITCHES

 A	 B	 C	 D	 E	 F	 G	 H	 I
 J	 K	 L	 M	 N	 O	 P	 Q	 S
 T	 U	 V	 W	 X	 Y	 Z	 1A	 1B
 1C	 1D	 1E	 1F	 1G	 1H	 1I	 1J	 1K
 1L	 1M	 1N	 1O	 1P	 1Q	 1R	 1S	 1T
 1U	 1V	 1W	 1Y	 1Z	 2A	 2B	 2C	 2D
 2E	 2F	 2G	 2H	 2I	 2J	 2K		