

HSF



RoHS

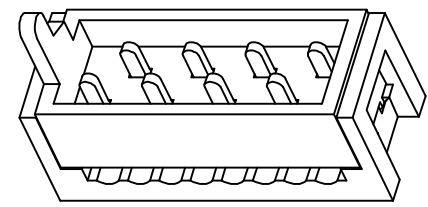
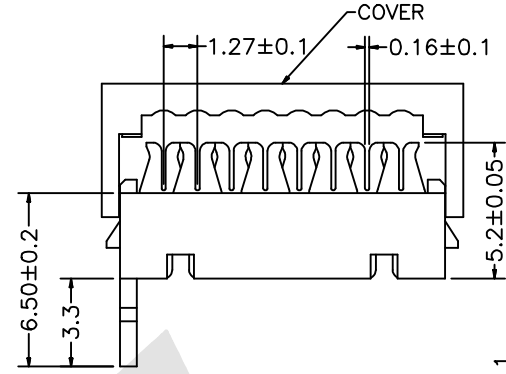
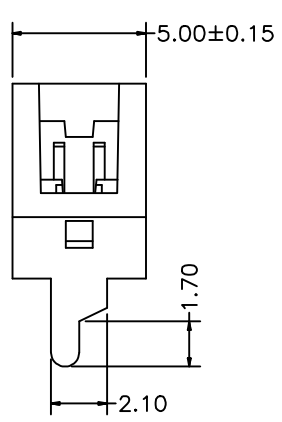
### SPECIFICATION

**Current Rating:** 1.0Amp  
**Insulation Resistance:** 1000MΩ min  
**Contact Resistance:** 20mΩ max  
**Withstand Voltage:** 500V AC/DC  
**Operating Temperature:** -40°C to +105°C  
**Contact Material:** Phosphor Bronze  
**Contact Plating:** Au Over Ni  
**Insulator Material:** PBT+30%GF UL 94V-0 Red

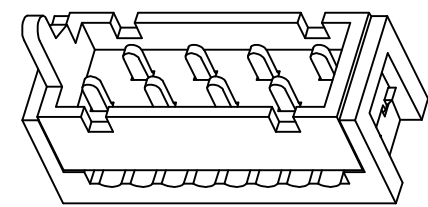
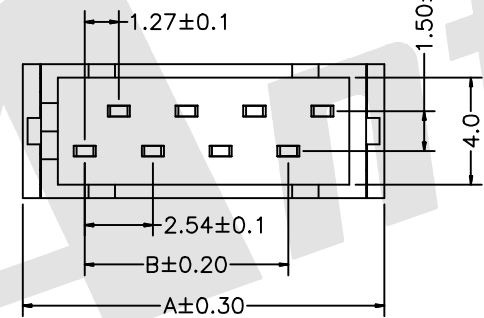
Ordering Code:

**MFC503** - **X** - **X** - **X** - **X** - **X**  
 ①                    ②                    ③                    ④                    ⑤                    ⑥

- ① Series No:
- ② No. of Contacts  
 04P 06P 08P  
 10P 12P 14P  
 16P 18P 20P  
 26P
- ③ Insulator Material  
 A:PBT  
 B:PA46  
 C:SPECIAL
- ④ Contact Plating  
 G0: Gold flash    S0: Gold flash/NI  
 G1: 3u" Gold        S1: 3u" Gold/NI  
 G2: 5u" Gold        S2: 5u" Gold/NI  
 G3: 10u" Gold       S3: 10u" Gold/NI  
 G4: 15u" Gold       S4: 15u" Gold/NI  
 G5: 30u" Gold       S5: 30u" Gold/NI  
 SN: Tin
- ⑤ Packing  
 A:Tray                B:Bag  
 C:Tube                D:Tape Reel
- ⑥ Option  
 A:Type1              B:Type2



WO BUMP  
Type1



WITH BUMP  
Type2

POLES	DIM. A	DIM. B	QTY/Tube
4	8.45	2.54	68
6	10.99	5.08	52
8	13.53	7.62	42
10	16.07	10.16	36
12	18.61	12.7	31
14	21.15	15.24	27
16	23.69	17.78	24
18	26.23	20.32	22
20	28.77	22.86	20
26	36.39	30.48	16

Unless Otherwise specified tolerance  
 I. ±0.35    I. II. ±0.20  
 I. X. ±0.25    I. XXX. ±0.15

SCALE: As Shown    UNIT: mm  
 DRAW: Gong Feng    DATE: 09/11/2017  
 CHECK: BobYang    DATE: 09/11/2017



**Antenk** ANTENK ELECTRONICS CO., LTD  
 Http://www.antenk.com  
 E-mail:sales@antenk.com

TITLE: 1.27mm Micro Match Box Header IDC

DRAWING NO: MFC503-J0A0X  
 PRODUCT NO: MFC503-J0A0X

REV	DESCRIPTION	DATE
1		