

Unit:mm

Recommended hole size

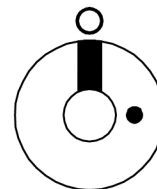
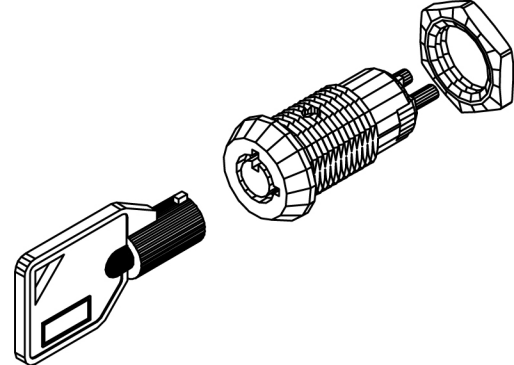
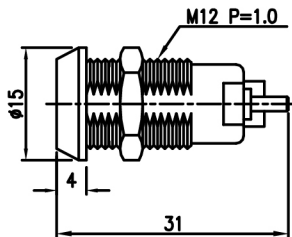
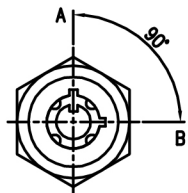


Fig.1

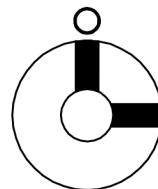




Fig.2

Fig No	Lock Number	Pole	Positions	Terminals	Key Pulls	Turn			Type
1	NS106-1	1	2	2	1	90°	Off	On	SPST
2	NS106-2	1	2	2	2	90°	Off	On	SPST
3	NS106M	1	2	2	1	90°	Off	(On)	SPST

():Momentary Contact