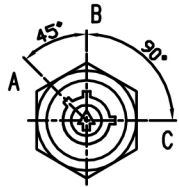


Unit: mm



NS1054

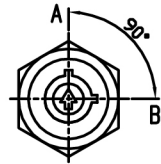


10.5

Recommended hole size

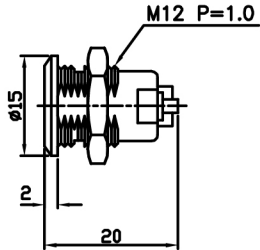


10.7



NS1052

NS1053



10.5

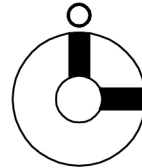
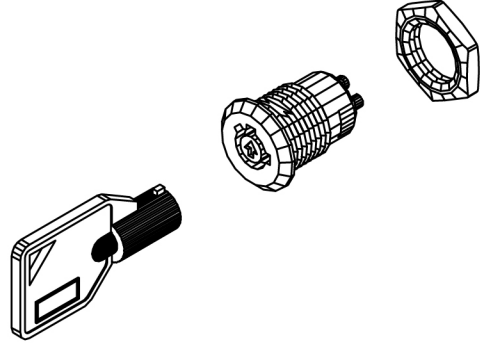


Fig.1

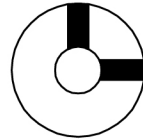


Fig.2

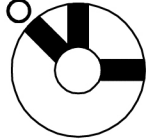





Fig.3

Fig No	Lock Number	Pole	Positions	Terminals	Key Pulls	Turn				Type
1	NS1052	1	2	2	2	90°		Off	On	SPST
2	NS1053	1	2	4	2	90°		On	On	SPDT
3	NS1054	1	3	4	3	45°-0°-90°	Off	On	On	SPDT