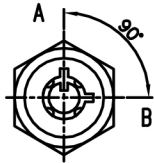
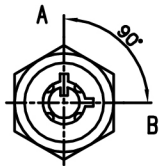


Unit: mm

Recommended hole size



S116



S106

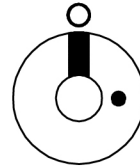
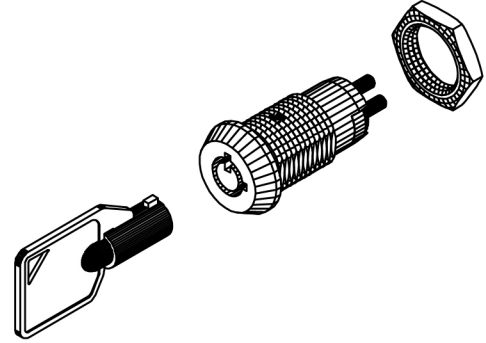
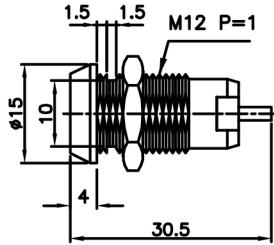


Fig.1




Fig.2

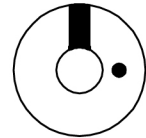


Fig.3

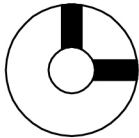


Fig.4

Fig No	Lock Number	Pole	Positions	Terminals	Key Pulls	Turn	⬆	➡	Type
1	S106-1	1	2	2	1	90°	Off	On	SPST
2	S106-2	1	2	2	2	90°	Off	On	SPST
3	S116-1	1	2	4	1	90°	On	On	SPDT
4	S116-2	1	2	4	2	90°	On	On	SPDT