

Unit: mm

Recommended hole size

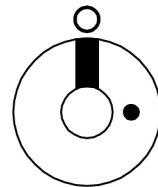
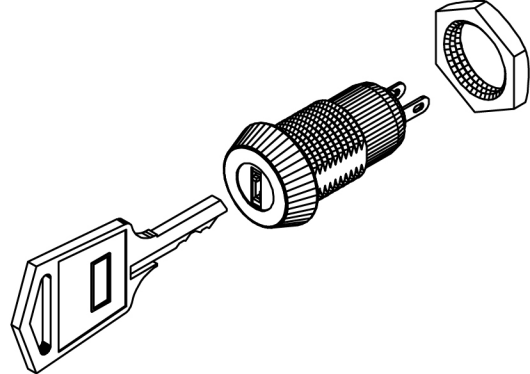
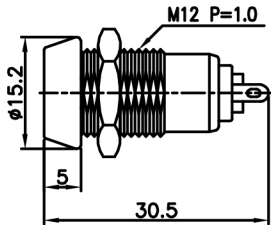
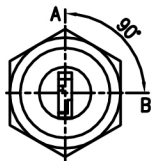


Fig.1

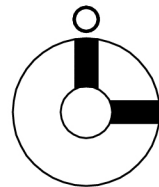


Fig.2

| Fig No | Lock Number | Pole | Positions | Terminals | Key Pulls | Turn | ⬆ | ➡ | Type |
|--------|-------------|------|-----------|-----------|-----------|------|-----|----|------|
| 1 | S109B-1 | 1 | 2 | 2 | 1 | 90° | Off | On | SPST |
| 2 | S109B-2 | 1 | 2 | 2 | 2 | 90° | Off | On | SPST |