

## Features

- Glass passivated superfast recovery Rectifiers
- Low leakage current
- Moisture sensitivity: level 1, per J-STD-020
- Solder dip 260 °C, 10 s
- Plastic package has Underwriters Laboratory Flammability Classification 94V-0
- Add suffix "E" for Halogen Free
- Halogen-free according to IEC 61249-2-21 definition



RoHS  
COMPLIANT



DO-214AB(SMC)

## Typical Applications

For use in secondary rectification and freewheeling for ultrafast switching speeds of converters in consumer and automotive applications.

Maximum Ratings (TA = 25 °C unless otherwise noted)									
Parameter	Symbol	ES5A	ES5B	ES5C	ES5D	ES5F	ES5G	ES5J	Unit
Maximum repetitive peak reverse voltage	$V_{RRM}$	50	100	150	200	300	400	600	V
Maximum RMS voltage	$V_{RMS}$	35	70	105	140	210	280	420	V
Maximum DC blocking voltage	$V_{DC}$	50	100	150	200	300	400	600	V
Maximum average output rectified current	$I_{F(AV)}$	5.0							A
Peak forward surge current 8.3 ms single half sine-wave superimposed on rated load	$I_{FSM}$	150							A
Rating for fusing( $t < 8.3ms$ )	$I^2t$	93.8							A <sup>2</sup> sec
Operating junction and storage temperature range	$T_{J,STG}$	-55 to +150							°C

Electrical Characteristics (TA = 25 °C unless otherwise noted)											
Parameter	Test Conditions	Symbol	ES5A	ES5B	ES5C	ES5D	ES5F	ES5G	ES5J	Unit	
Maximum instantaneous forward voltage	$I_F=3.0A, T_a=25^\circ C$	$V_F$	0.95				1.3		1.7		Volts
	$I_F=3.0A, T_a=125^\circ C$		1.30								
Maximum DC reverse current at rated DC blocking voltage	$T_a=25^\circ C$	$I_R$	5.0							$\mu A$	
	$T_a=125^\circ C$		100								
Maximum reverse recovery time	$I_F=0.5A, I_R=1.0A, I_{R,R}=0.25A$	$t_{rr}$	35							nS	
Typical junction capacitance	4.0 V, 1 MHz	$C_J$	60							pF	

Thermal Characteristics									
Parameter	Symbol	ES5A	ES5B	ES5C	ES5D	ES5F	ES5G	ES5J	Unit
Typical thermal resistance	$R_{\theta JA}^{(1)}$	27							$^\circ C/W$
	$R_{\theta JC}^{(1)}$	8							
	$R_{\theta JL}^{(1)}$	4							
	$R_{\theta JC}^{(2)}$	5							

Notes:1. The thermal resistance from junction to ambient,case or mount,mounted on P.C.B with 30x30mm copper pads,2 OZ,FR4 PCB

2. The thermal resistance from junction to case,mounted on P.C.B with 30x30mm copper pads,2 OZ,Aluminum substrate PCB

## Ratings and Characteristics Curves

(TA = 25°C unless otherwise noted)

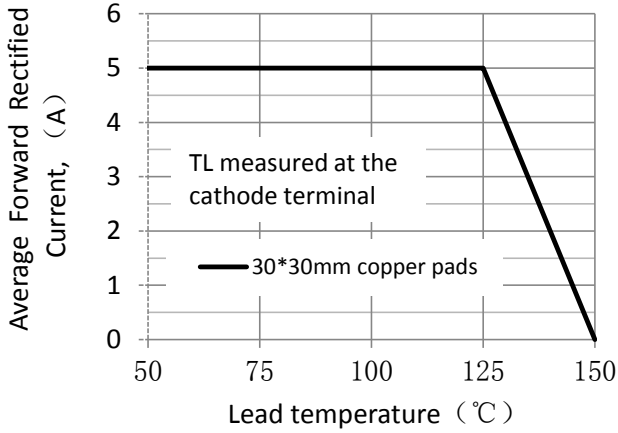


Figure 1. Forward Current Derating Curve

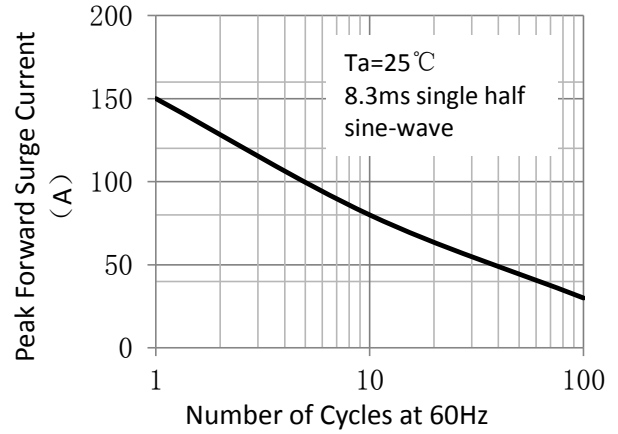


Figure 2. Maximum Non-Repetitive Peak Forward Surge Current

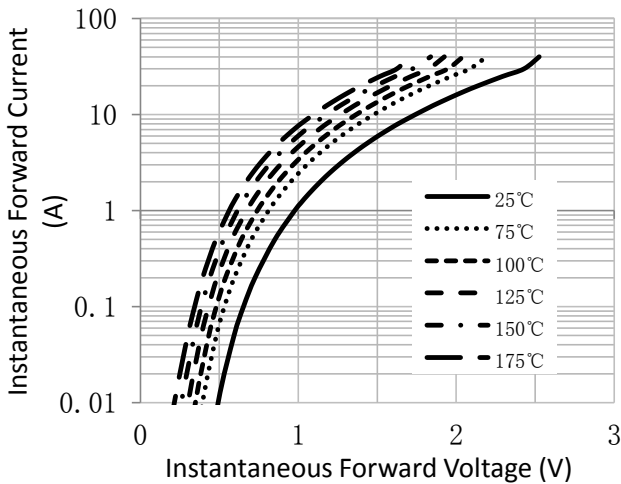


Figure 3. Typical Instantaneous Forward Characteristics

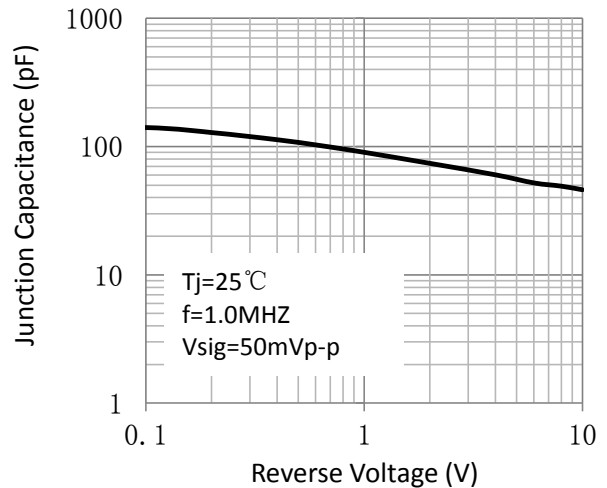


Figure 4. Typical Junction Capacitance

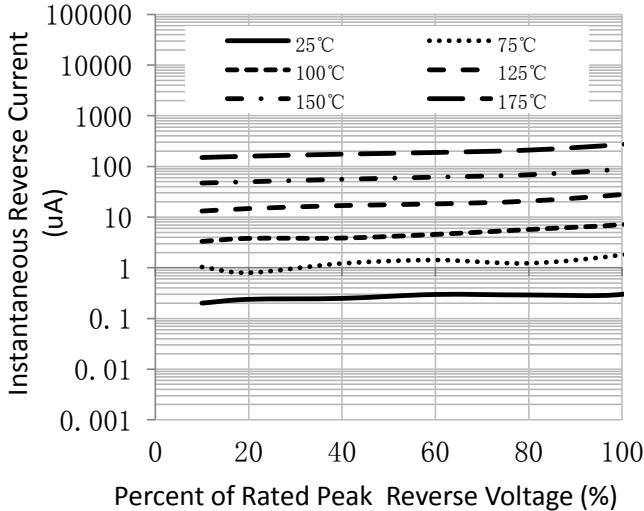
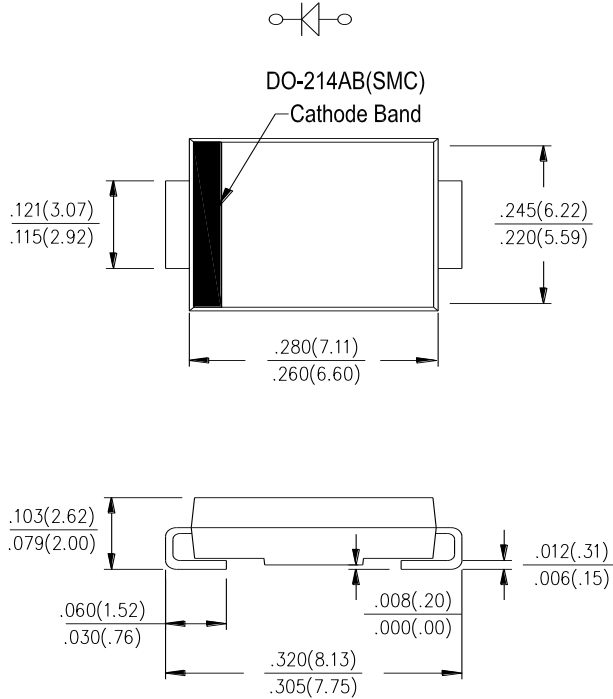


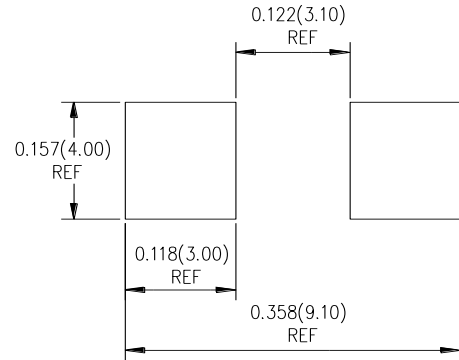
Figure 5. Typical Reverse Characteristics

## Package Outline Dimensions

in inches (millimeters)



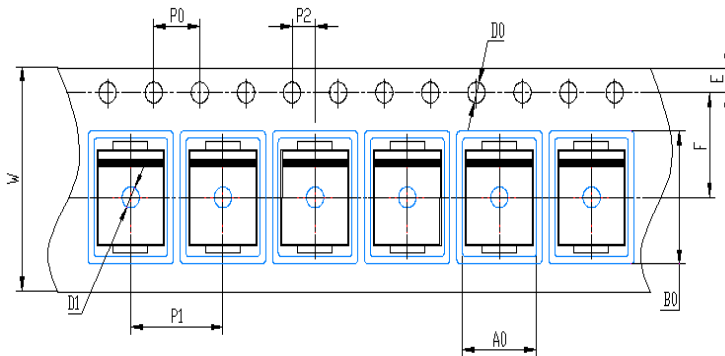
Mounting Pad Layout



## Packing Information

3000 pcs/Reel, 14 Reels/Box; 16mm Tape, 13" Reel

### Tape & Reel Specification



Symbols	SMC(mm)
W	16±0.2
E	1.75±0.1
F	7.5±0.05
D0	1.5±0.1
D1	1.50 +0.1/-0
P0	4.0±0.1
P1	8.0±0.1
P2	2.0±0.05
A0	6.22±0.1
B0	8.31±0.1



# **ES5A thru ES5J**

Surface Mount Glass Passivated Superfast Rectifier  
Reverse Voltage 50 to 600V Forward Current 5.0A

## **Disclaimers**

These materials are intended as a reference to assist our customers in the selection of the Suzhou Good-Ark product best suited to the customer's application; they do not convey any license under any intellectual property rights, or any other rights, belonging to Suzhou Good-Ark Electronics Co., Ltd. or a third party.

Suzhou Good-Ark Electronics Co., Ltd. assumes no responsibility for any damage, or infringement of any third-party's rights, originating in the use of any product data, diagrams, charts, programs, algorithms, or circuit application examples contained in these materials.

All information contained in these materials, including product data, diagrams, charts, programs and algorithms represents information on products at the time of publication of these materials, and are subject to change by Suzhou Good-Ark Electronics Co., Ltd. without notice due to product improvements or other reasons. It is therefore recommended that customers contact Suzhou Good-Ark Electronics Co., Ltd. or an authorized Suzhou Good-Ark Electronics Co., Ltd. for the latest product information before purchasing a product listed herein. The information described here may contain technical inaccuracies or typographical errors. Suzhou Good-Ark Electronics Co., Ltd. assumes no responsibility for any damage, liability, or other loss rising from these inaccuracies or errors. Please also pay attention to information published by Suzhou Good-Ark Electronics Co., Ltd. by various means, including our website home page.  
(<http://www.goodark.com>)

When using any or all of the information contained in these materials, including product data, diagrams, charts, programs, and algorithms, Please be sure to evaluate all information as a total system before making a final decision on the applicability of the information and products. Suzhou Good-Ark Electronics Co., Ltd. assumes no responsibility for any damage, liability or other loss resulting from the information contained herein.

The prior written approval of Suzhou Good-Ark Electronics Co., Ltd. is necessary to reprint or reproduce in whole or in part these materials.

Please contact Suzhou Good-Ark Electronics Co., Ltd. or an authorized distributor for further details on these materials or the products contained herein.