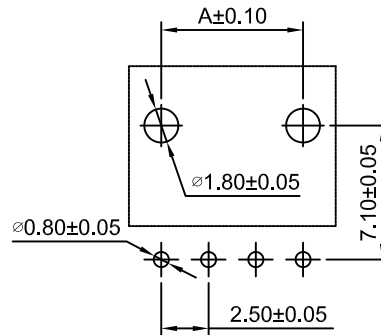
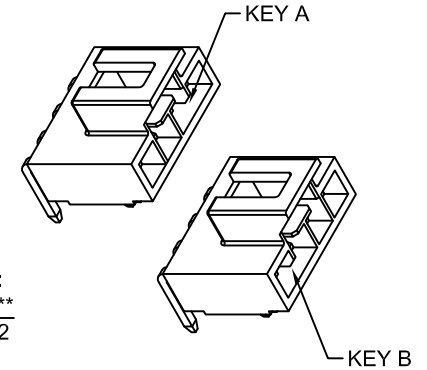
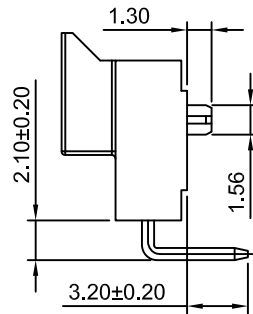


6P~8P



P.C.B LAYOUT



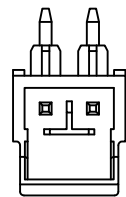
Ordering Information:
A2509WRA-F-XP - ***
1 2

1.Part No.
2.Color.
(Blank):Black,KAY A
NAT:Natural,KAY B

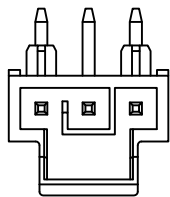
SPECIFICATIONS:
Current Rating: 6.5A AC,DC
Voltage Rating: 250V AC,DC
Temperature Range: -40°C ~ +105°C
Contact Resistance: 10mΩ Max
Insulation Resistance: 1000MΩ Min
Withstanding Voltage:1500VAC/minute
Pin Material: Brass/Tin over Nickel
Material: LCP,UL94V-0(Black)

Ordering Information & Dimensions

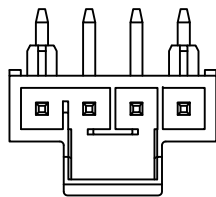
Circuits	Dimensions(mm)		Circuits	Dimensions(mm)	
	A	B		A	B
2P	2.50	5.95	6P	12.50	15.95
3P	5.00	8.45	7P	15.00	18.45
4P	7.50	10.95	8P	17.50	20.95
5P	10.00	13.45			



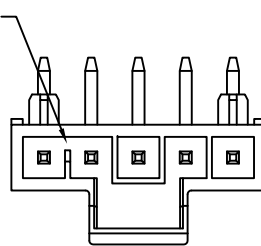
2P
KAY A



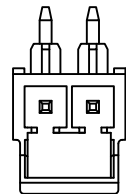
3P
KAY A



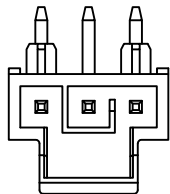
4P
KAY A



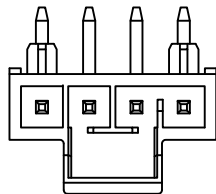
5P
KAY A



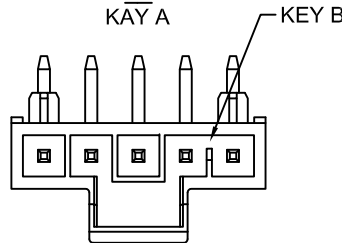
2P
KEY B



3P
KEY B



4P
KEY B



5P
KEY B

REV	DESCRIPTION	DATE
A2	ADD THE DRAWING OF KEY B	2019.08.12
A1	CHANGE THE DRAW NO.	2019.04.16
A0	NEW RELEASE	2018.06.25

CJTconn CHANGJIANG CONNECTORS CO.,LTD.

Unit: mm
Scale: 2.5:1
Sheet: 1 of 1

Draw By: Diankui Wan
Approved: Jack Yin

General Tolerance:
x.xx±0.25
x.xxx±0.20
x.xxxx±0.15

Title: 2.50mm Pitch
90° Single Row Wafer
DRAW NO: A2509WRA-F-XP
REV A2