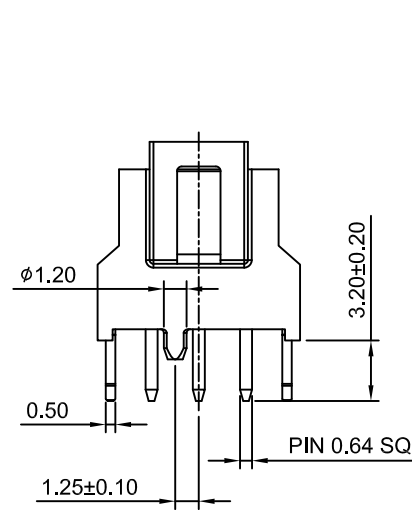
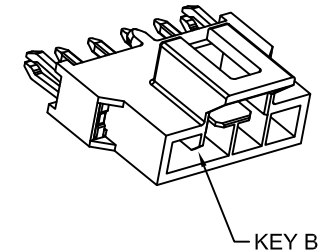
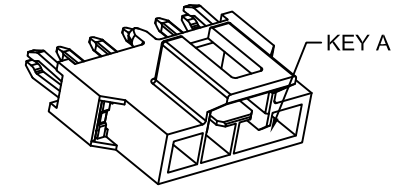
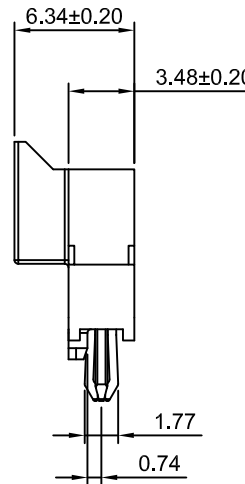


Even Positions
2P.4P.6P.8P



Odd Positions
3P.5P.7P

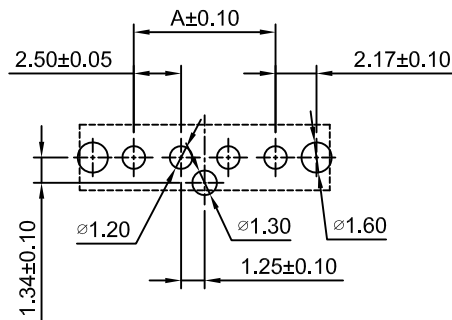


Ordering Information:
A2509WVA-F-XP - ***
1 2
1. Part No.
2. Color.
(Blank): Black, KAY A
NAT: Natural, KAY B

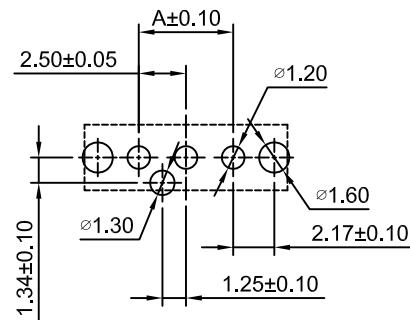
SPECIFICATIONS:
Current Rating: 6.5A AC, DC
Voltage Rating: 250V AC, DC
Temperature Range: $-40^{\circ}\text{C} \sim +105^{\circ}\text{C}$
Contact Resistance: 10mΩ Max
Insulation Resistance: 1000MΩ Min
Withstanding Voltage: 1500VAC/minute
Pin Material: Brass/Tin over Nickel
Material: LCP, UL94V-0(Black)

Ordering Information & Dimensions

Circuits	Dimensions(mm)		Circuits	Dimensions(mm)	
	A	B		A	B
2P	2.50	5.94	6P	12.50	15.94
3P	5.00	8.44	7P	15.00	18.44
4P	7.50	10.94	8P	17.50	20.94
5P	10.00	13.44			



Even Positions
2P.4P.6P.8P

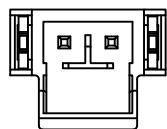


Odd Positions
3P.5P.7P

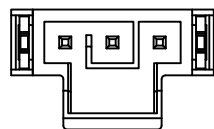
P.C.B LAYOUT

CJTconn CHANGJIANG CONNECTORS CO., LTD.

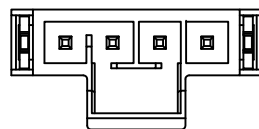
Unit	Scale	Sheet	Title :		
mm	2.5:1	1 of 2	2.50mm Pitch		
Draw By:	Approved :		180° Single Row Wafer		
Diankui Wan	Jack Yin				
General Tolerance			DRAW NO : A2509WVA-F-XP		
x.xx±0.25	PROJECT				
A0	NEW RELEASE	2018.06.25	REV A0		
REV	DESCRIPTION	DATE			



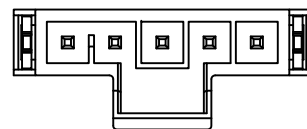
2P
KAY A



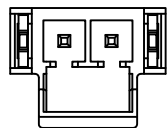
3P
KAY A



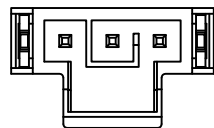
4P
KAY A



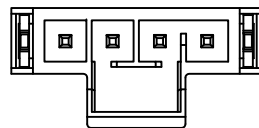
5P
KAY A



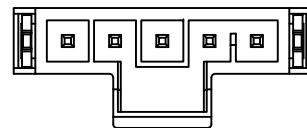
2P
KEY B



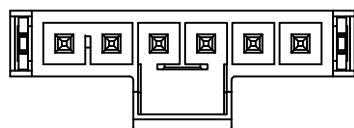
3P
KEY B



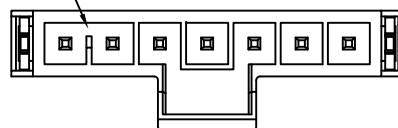
4P
KEY B



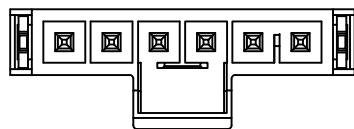
5P
KEY B



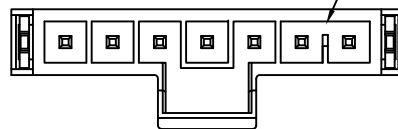
6P
KAY A



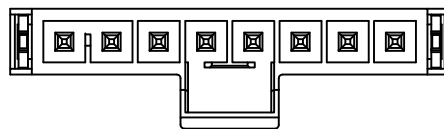
7P
KAY A



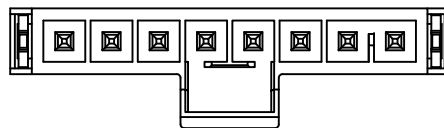
6P
KEY B



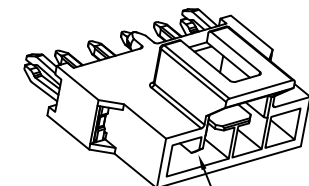
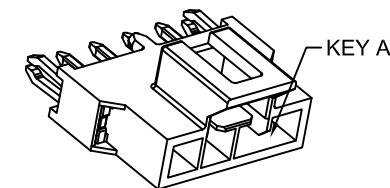
7P
KEY B



8P
KAY A



8P
KEY B



Ordering Information:
A2509WVA-F-XP - ***
1 2

1.Part No.
2.Color.
(Blank):Black,KAY A
NAT:Natural,KAY B

SPECIFICATIONS:

Current Rating: 6.5A AC,DC
Voltage Rating: 250V AC,DC
Temperature Range: -40°C ~ +105°C
Contact Resistance: 10mΩ Max
Insulation Resistance: 1000MΩ Min
Withstanding Voltage:1500VAC/minute
Pin Material: Brass/Tin over Nickel
Material: LCP,UL94V-0(Black)

Ordering Information & Dimensions

Circuits	Dimensions(mm)		Circuits	Dimensions(mm)	
	A	B		A	B
2P	2.50	5.94	6P	12.50	15.94
3P	5.00	8.44	7P	15.00	18.44
4P	7.50	10.94	8P	17.50	20.94
5P	10.00	13.44			

CJTconn CHANGJIANG CONNECTORS CO.,LTD.

Unit Scale Sheet
mm 2.5:1 2 of 2

Draw By: Diankui Wan
Approved: Jack Yin

General Tolerance

x.x±0.25
x.xx±0.20
x.xxx±0.15
PROJECT

Title :
2.50mm Pitch
180° Single Row Wafer
DRAW NO : A2509WVA-F-XP
REV A0

REV	DESCRIPTION	DATE
A0	NEW RELEASE	2018.06.25