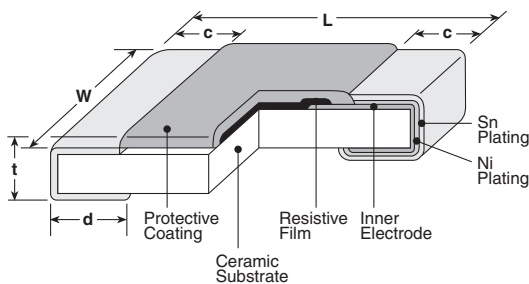


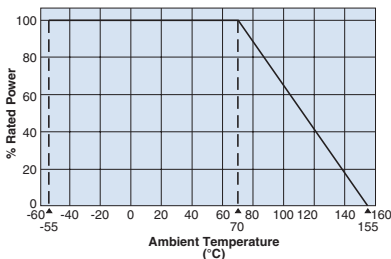
## features

- Superior to RK73B/RK73H series in pulse withstanding voltage and high power
- Down to ±0.5% tolerance
- Products with lead-free terminations meet EU RoHS requirements. EU RoHS regulation is not intended for Pb-glass contained in electrode, resistor element and glass.
- AEC-Q200 Tested

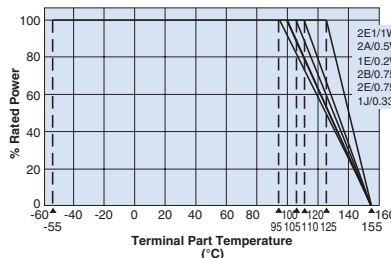
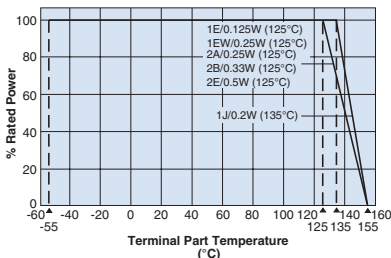
## dimensions and construction



## Derating Curve



For resistors operated at an ambient temperature of 70°C or above, a power rating shall be derated in accordance with the derating curve.



For resistors operated at a terminal part temperature of described for each size or above, a power rating shall be derated in accordance with the derating curve. Please refer to "Introduction of the derating curve based on the terminal part temperature" in the beginning of our catalog before use. If you want to use the rated power of \*2, \*3, please use the derating curve based on the terminal part temperature on the right hand side.

Type (Inch Size Code)	Dimensions inches (mm)				
	L	W	c	d	t
SG73P1E (0402)	.039 <sup>+0.004</sup> <sub>-0.002</sub> (1.0 <sup>+0.1</sup> <sub>-0.05</sub> )	.02±.002 (0.5±0.05)	.006±.004 (0.15±0.1)	.010 <sup>+0.002</sup> <sub>-0.004</sub> (0.25 <sup>+0.05</sup> <sub>-0.1</sub> )	.014±.002 (0.35±0.05)
SG73P1EW (0402)	.039 <sup>+0.004</sup> <sub>-0.002</sub> (1.0 <sup>+0.1</sup> <sub>-0.05</sub> )	.02±.002 (0.5±0.05)	.006±.004 (0.15±0.1)	.010 <sup>+0.002</sup> <sub>-0.004</sub> (0.25 <sup>+0.05</sup> <sub>-0.1</sub> )	.014±.002 (0.35±0.05)
SG73P1J (0603)			.012±.004 (0.3±0.1)	.012±.004 (0.3±0.1)	
SG73P1J AT (0603)	.063±.008 (1.6±0.2)	.031±.004 (0.8±0.1)	.014±.006 (0.35±0.15)	.02±.008 (0.5±0.2)	.018±.004 (0.45±0.1)
SG73P2A (0805)			.012 <sup>+0.008</sup> <sub>-0.004</sub> (0.3 <sup>+0.2</sup> <sub>-0.1</sub> )	.012 <sup>+0.008</sup> <sub>-0.004</sub> (0.3 <sup>+0.2</sup> <sub>-0.1</sub> )	.02±.004 (0.5±0.1)
SG73P2A AT (0805)	.079±.008 (2.0±0.2)	.049±.004 (1.25±0.1)	.018±.010 (0.45±0.25)	.024±.008 (0.6±0.2)	.022±.004 (0.55±0.1)
SG73P2B (1206)		.063±.008 (1.6±0.2)	.016 <sup>+0.008</sup> <sub>-0.004</sub> (0.4 <sup>+0.2</sup> <sub>-0.1</sub> )	.016 <sup>+0.008</sup> <sub>-0.004</sub> (0.4 <sup>+0.2</sup> <sub>-0.1</sub> )	
SG73P2B AT (1206)	.126±.008 (3.2±0.2)		.022±.014 (0.55±0.35)	.031±.008 (0.8±0.2)	.024±.004 (0.6±0.1)
SG73P2E SG73P2E1 (1210)		.102±.008 (2.6±0.2)	.016 <sup>+0.008</sup> <sub>-0.004</sub> (0.4 <sup>+0.2</sup> <sub>-0.1</sub> )	.016 <sup>+0.008</sup> <sub>-0.004</sub> (0.4 <sup>+0.2</sup> <sub>-0.1</sub> )	

## ordering information

SG73P	2B		T	TD	102	K
Type	Size	Characteristic	Termination Material	Packaging	Nominal Resistance	Tolerance
SG73P	1E 1EW 1J 2A 2B 2E 2E1	Nil: Standard New A: Heat shock resistance *1	T: Sn	TP: 0402, 0603, 0805: 7" 2mm pitch punch paper TD: 0603, 0805, 1206, 1210: 7" 4mm pitch punched paper TE: 0805, 1206, 1210: 7" 4mm embossed plastic	±0.5%, ±1%: 3 significant figures + 1 multiplier "R" indicates decimal on value <100Ω ±2%, ±5%: 2 significant figures + 1 multiplier "R" indicates decimal on value <10Ω	D: ±0.5% F: ±1% G: ±2% J: ±5%
		*1 With type A, only T is available as the terminal surface material. Contact us when you have control request for environmental hazardous material other than the substance specified by EU RoHS. For further information on packaging, please refer to Appendix A				

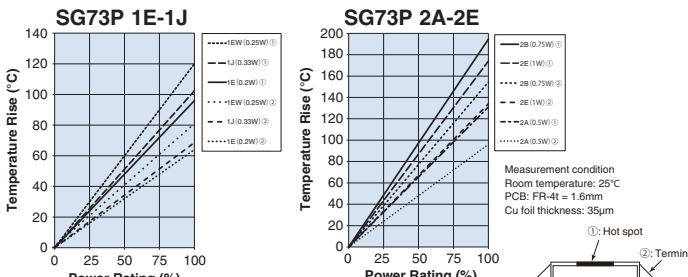
Specifications given herein may be changed at any time without prior notice. Please confirm technical specifications before you order and/or use.

6/23/21

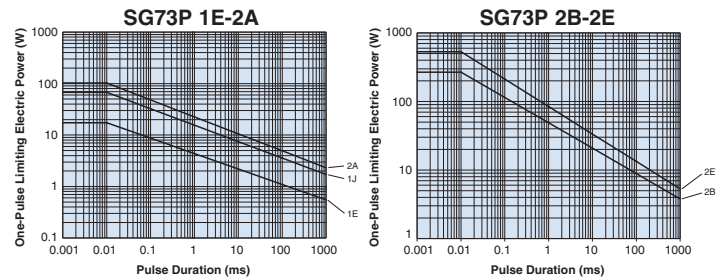
**anti-surge endured pulse power  
thick film chip resistor**
**applications and ratings**

Part Designation	Power Rating	Rated Ambient Temp.	Rated Terminal Part Temp.	T.C.R. (ppm/°C) Max.	Resistance Range (Ω)			Absolute Maximum Working Voltage	Absolute Maximum Overload Voltage	Operating Temp. Range	
					(E-24)/E-96 (D±0.5%)	(E-24)/E-96 (F±1%)	(E-24) (G±2%, J±5%)				
SG73P1E (0402)	0.125W	70°C	125°C	±200	10 - 1M	1 - 1M	1 - 10M	75V	100V	-55°C to +155°C	
	0.2W <sup>*2</sup>		105°C	±100	10 - 1M	10 - 1M	10 - 1M	75V	100V		
SG73P1EW (0402)	0.25W <sup>*2</sup>		125°C	±200	—	1 - 9.76	1 - 9.1	1.1M - 10M	150V		200V
			135°C	±100	510 - 576k	510 - 576k	510 - 560k				
SG73P1J (0603)	0.2W		135°C	±100 <sup>*1</sup>	10 - 499	1 - 499	1 - 470	400V	600V (800V) <sup>*3</sup>		
			125°C	±100	590k - 1M	590k - 1M	620k - 10M				
	0.33W <sup>*2</sup>		125°C	±100	510 - 576k	510 - 576k	510 - 560k				
			100°C	±200	10 - 97.6	1 - 97.6	1 - 91				
SG73P2A (0805)	0.25W		125°C	±200	102k - 1M	102k - 1M	110k - 10M	200V	400V		
	0.5W <sup>*2</sup>		100°C	±100	100 - 100k	100 - 100k	100 - 100k				
SG73P2B (1206)	0.33W		125°C	±100	10 - 97.6	1 - 97.6	1 - 91	200V	400V		
			105°C	±200	102k - 1M	102k - 1M	110k - 10M				
	0.75W <sup>*2</sup>	125°C	±100	300 - 1M	300 - 1M	300 - 1M					
		105°C	±200	10 - 294	1 - 294	1.2M - 10M					
SG73P2E (1210)	0.5W	125°C	±200	10 - 294	1 - 294	1.2M - 10M	200V	400V			
	0.75W <sup>*2</sup>	110°C	±200	10 - 1M	1 - 1M	1 - 10M					
SG73P2E1 (1210)	1.0W <sup>*2</sup>	95°C	±200	10 - 1M	1 - 1M	1 - 10M	200V	400V			

Parenteses indicate EIA package size codes. <sup>\*1</sup> Cold T.C.R. (-55°C ~ +25°C) is +150 x 10<sup>-6</sup>/K Rated voltage = √Power rating x resistance value or max. working voltage, whichever is lower. Please contact KOA Speer for how to handle a specific surge/pulse. If any questions should arise whether to use the "Rated Ambient Temperature" or the "Rated Terminal Part Temperature," please give priority to the "Rated Terminal Part Temperature." Prior to use and for more details refer to "Introduction of the derating curves on the terminal part temperature" in the beginning of the catalog. <sup>\*2</sup> Rated power derating applies only if permitted Terminal Part Temp is not exceeded. <sup>\*3</sup> Applies when power rating is 0.4W or lower.

**environmental applications**
**Temperature Rise**


Regarding the temperature rise, the value of the temperature varies per conditions and board for use since the temperature is measured under our measuring conditions.

**One-Pulse Limiting Electric Power**


The maximum applicable voltage is equal to the max. overload voltage. Please ask us about the resistance characteristic of continuous applied pulse. The pulse endurance values are not assured values, so be sure to check the products on actual equipment when you use them.

**Performance Characteristics**

Parameter	Requirement Δ R ±(%+0.1Ω)		Test Method
	Limit	Typical	
Resistance	Within specified tolerance	—	25°C
T.C.R.	Within specified T.C.R.	—	+25°C/-55°C and +25°C/+125°C
Overload (Short time)	±2%	±0.5%	Rated Voltage x 2.5 for 5 seconds (1EW: 0.25W; 2A: 0.4W, 0.5W; 2B: 0.75W; 2E: 0.75W; 2E1: 1W rated power x 2 for 5 seconds)
Resistance to Solder Heat	±1%	±0.75%	260°C ± 5°C, 10 seconds ± 1 second
Rapid Change of Temperature	±0.5%: Characteristic (Nil) Standard ±1%: Characteristic (A) Heat Shock Resistance	±0.3%: Characteristic (Nil) Standard ±0.5%: Characteristic (A) Heat Shock Resistance	Characteristic (Nil) Standard: -55°C (30 min.)/+125°C (30 min.) 100 cycles Characteristic (A) Heat Shock Resistance: -55°C (30 min.)/+125°C (30 min.) 1000 cycles
Moisture Resistance	±3%	±0.75%	40°C ± 2°C, 90%~95%RH, 1000 hours; 1.5 hr ON, 0.5 hr OFF cycle
Endurance at 70°C	±3%	±0.75%	70°C ± 2°C, 1000 hours, 1.5 hr ON, 0.5 hr OFF cycle
High Temperature Exposure	±1%	±0.3%	+155°C, 1000 hours

Additional environmental applications can also be found at [www.koaspeer.com](http://www.koaspeer.com)

Specifications given herein may be changed at any time without prior notice. Please confirm technical specifications before you order and/or use.

5/11/22

# Mouser Electronics

Authorized Distributor

Click to View Pricing, Inventory, Delivery & Lifecycle Information:

## KOA Speer:

[SG73P2BTDD2R4J](#) [SG73P2BTDD1000F](#) [SG73P2ATTD75R0F](#) [SG73P2ETTD106J](#) [SG73P2BTDD1202F](#)  
[SG73P2BTDD5101F](#) [SG73P2BTDD8201F](#) [SG73P2ETTD1001F](#) [SG73P2ATTD1000F](#) [SG73P2BTDD100J](#)  
[SG73P2BTDD1R5J](#) [SG73P2BTDD1R0J](#) [SG73P2ATTD560J](#) [SG73P2ATTD470J](#) [SG73P2ATTD4R7J](#)  
[SG73P2ATTD3900F](#) [SG73P2ATTD39R0F](#) [SG73P2ATTD220J](#) [SG73P2BTDD120J](#) [SG73P2ATTD101J](#)  
[SG73P2BTDD150J](#) [SG73P2ATTD100J](#) [SG73P2ATTD2R20F](#) [SG73P2BTDD560J](#) [SG73P2BTDD101J](#)  
[SG73P2BTDD6R8J](#) [SG73P2BTDD5R6J](#) [SG73P2BTDD470J](#) [SG73P2BTDD4R7J](#) [SG73P2BTDD390J](#)  
[SG73P2BTDD330J](#) [SG73P2BTDD3R30F](#) [SG73P2BTDD3R3J](#) [SG73P2BTDD220J](#) [SG73P2BTDD22R0F](#)  
[SG73P2BTDD2R7J](#) [SG73P2BTDD2R2J](#) [SG73P2BTDD180J](#) [SG73P2BTDD680J](#) [SG73P1JTDD10R0F](#)  
[SG73P2ETTD10R0F](#) [SG73P2ATTD7R5J](#) [SG73P2ETTD4R7J](#) [SG73P2ETTD3R9J](#) [SG73P1JTDD1001F](#)  
[SG73P2ATTD1100D](#) [SG73P2ETTD6R80F](#) [SG73P2BTDD13R0F](#) [SG73P2BTDD8R20F](#) [SG73P2BTDD4R70F](#)  
[SG73P2ETTD472J](#) [SG73P2ETTD2R70F](#) [SG73P2BTDD91R0F](#) [SG73P2ATTD51R0F](#) [SG73P2ATTD1001F](#)  
[SG73P2ATTD471J](#) [SG73P2ETTD1002F](#) [SG73P2ETTD8R2J](#) [SG73P2BTDD11R0F](#) [SG73P2BTDD68R0F](#)  
[SG73P2BTDD4702F](#) [SG73P2BTDD1002F](#) [SG73P2BTDD1001F](#) [SG73P2ETTD2001F](#) [SG73P1JTDD100J](#)  
[SG73P1JTDD101J](#) [SG73P1JTDD2R2J](#) [SG73P1JTDD4R7J](#) [SG73P2ATTD1R0J](#) [SG73P2ATTD150J](#)  
[SG73P2BTDD270J](#) [SG73P2BTDD3R9J](#) [SG73P2BTDD750J](#) [SG73P2ETTD111J](#) [SG73P2BTDD2R0J](#)  
[SG73P1ETTP2701D](#) [SG73P1ETTP2701F](#) [SG73P1ETTP2702D](#) [SG73P1ETTP2702F](#) [SG73P1ETTP2703D](#)  
[SG73P1ETTP2703F](#) [SG73P1ETTP270G](#) [SG73P1ETTP270J](#) [SG73P1ETTP271G](#) [SG73P1ETTP271J](#)  
[SG73P1ETTP272G](#) [SG73P1ETTP272J](#) [SG73P1ETTP273G](#) [SG73P1ETTP273J](#) [SG73P1ETTP274G](#)  
[SG73P1ETTP274J](#) [SG73P1ETTP275G](#) [SG73P1ETTP275J](#) [SG73P1ETTP27R0D](#) [SG73P1ETTP27R0F](#)  
[SG73P1ETTP2R00F](#) [SG73P1ETTP2R0G](#) [SG73P1ETTP2R0J](#) [SG73P1ETTP2R20F](#) [SG73P1ETTP2R2G](#)