

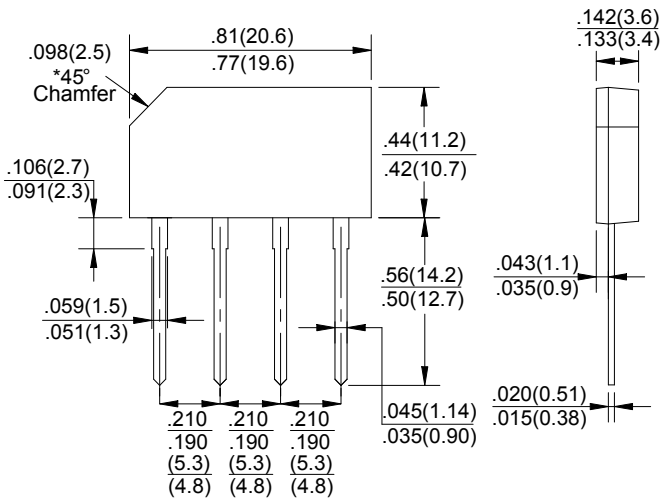


GBL4005 thru GBL410

GLASS PASSIVATED BRIDGE RECTIFIERS

REVERSE VOLTAGE - 50 to 1000Volts

FORWARD CURRENT - 4.0Amperes



Dimensions in millimeters

FEATURES

- Surge overload rating - 125 amperes peak
- Ideal for printed circuit board
- Plastic material has underwriters laboratory flammability classification 94V-0
- Mounting position: Any
- Weight: 0.076 ounces , 2.15 grams

MAXIMUM RATINGS AND ELECTRICAL CHARACTERISTICS

Rating at 25°C ambient temperature unless otherwise specified. Single phase, half wave ,60Hz, resistive or inductive load. For capacitive load, derate current by 20%

Package: GBL

CHARACTERISTICS	SYMBOL	GBL	GBL	GBL	GBL	GBL	GBL	GBL	UNIT
		4005	401	402	404	406	408	410	
Maximum Recurrent Peak Reverse Voltage	V _{RRM}	50	100	200	400	600	800	1000	v
Maximum RMS Bridge Input Voltage	V _{RMS}	35	70	140	280	420	560	700	v
Maximum DC Blocking Voltage	V _{DC}	50	100	200	400	600	800	1000	v
Maximum Average Forward Rectified Output Current @ T _A =50°C (Note1)	I _(AV)	4.0							A
Peak Forward Surge Current 8.3ms Single Half Sine-Wave Super Imposed on Rated Load	I _{FSM}	125							A
Maximum Forward Voltage Drop Per Bridge Element at 4.0A Peak	V _F	1.1							V
Maximum Reverse Current at Rated DC Blocking Voltage	I _R	10.0							uA
Maximum Reverse Current at Rated DC Blocking Voltage @ T _A =150°C	I _R	1.0							mA
Operating Temperature Range	T _J	-55 to +150							°C
Storage Temperature Range	T _{STG}	-55 to +150							°C

Note:1.Mounting conditions,0.5" lead length maximum.



GBL4005 thru GBL410

GLASS PASSIVATED BRIDGE RECTIFIERS RATING AND CHARACTERISTIC CURVES

FIG.1-MAXIMUM NON-REPETITIVE SURGE CURRENT

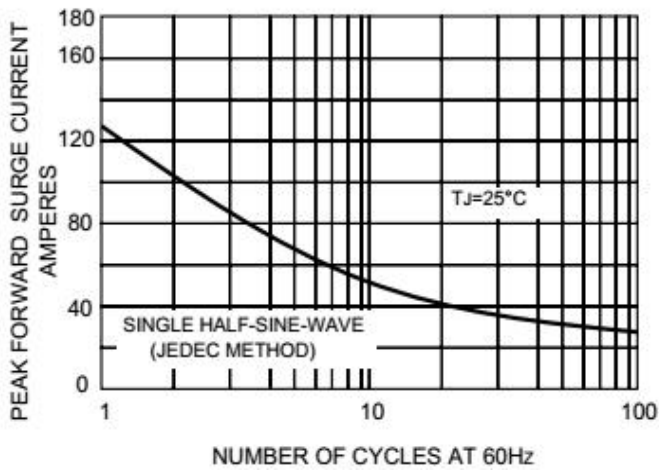


FIG.2-FORWARD DERATING CURRENT

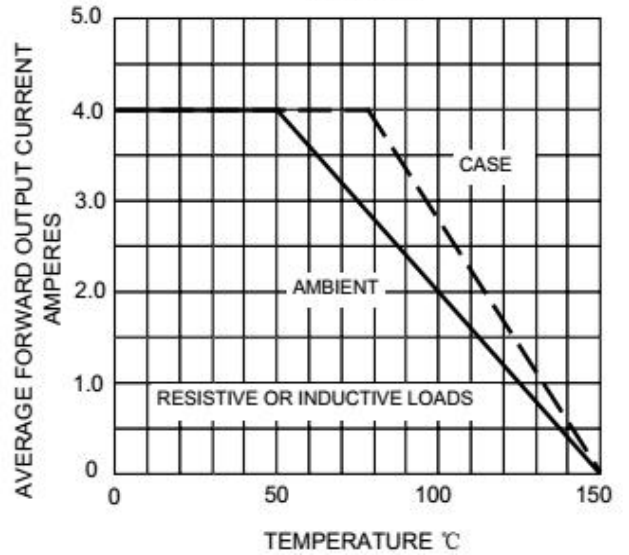


FIG.3-TYPICAL FORWARD CHARACTERISTICS

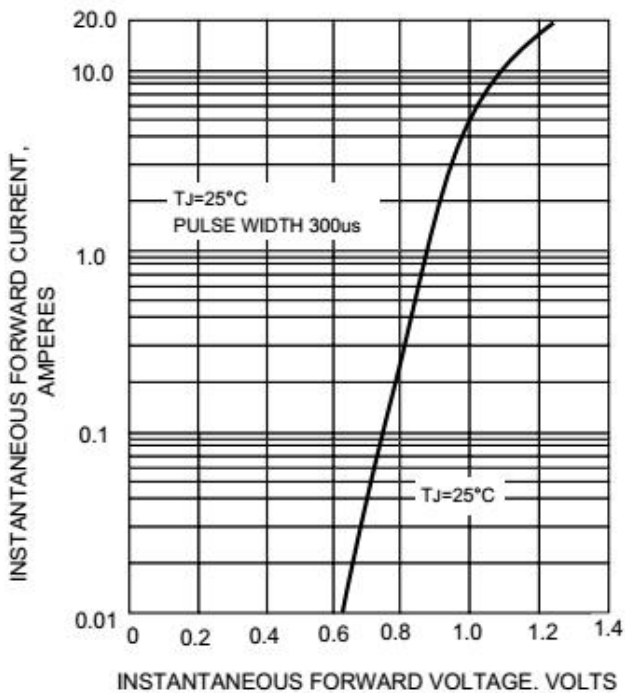


FIG.4-TYPICAL REVERSE CHARACTERISTICS

