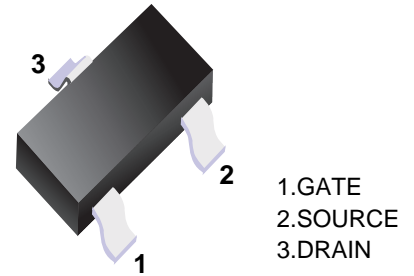


■ N-channel MOSFET

■ FEATURES

- Low on-resistance
- Fast switching speed
- Low voltage drive makes this device ideal for portable equipment
- Easily designed drive circuits
- Easy to parallel



■ Simplified outline(SOT-323)

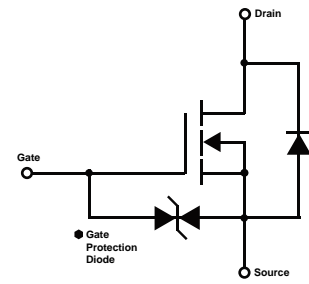
■ Marking

Marking	KN
---------	----

■ MOSFET MAXIMUM RATINGS (T<sub>a</sub> = 25°C unless otherwise noted)

Symbol	Parameter	Value	Units
V <sub>DS</sub>	Drain-Source voltage	30	V
V <sub>GSS</sub>	Gate-Source Voltage	±20	V
I <sub>D</sub>	Continuous Drain Current	0.1	A
P <sub>D</sub>	Power Dissipation	0.2	W
T <sub>J</sub>	Junction Temperature	150	°C
T <sub>stg</sub>	Storage Temperature	-55-150	°C
R <sub>θJA</sub>	Thermal Resistance from Junction to Ambient	625	°C /W

Equivalent circuit

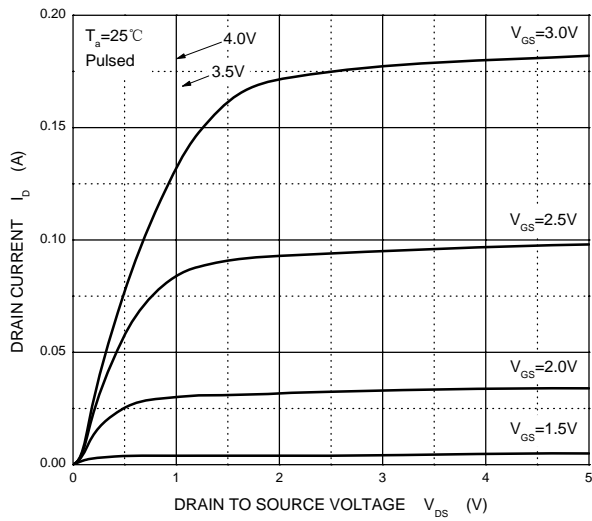


■ MOSFET ELECTRICAL CHARACTERISTICS(T<sub>a</sub>=25°C unless otherwise noted)

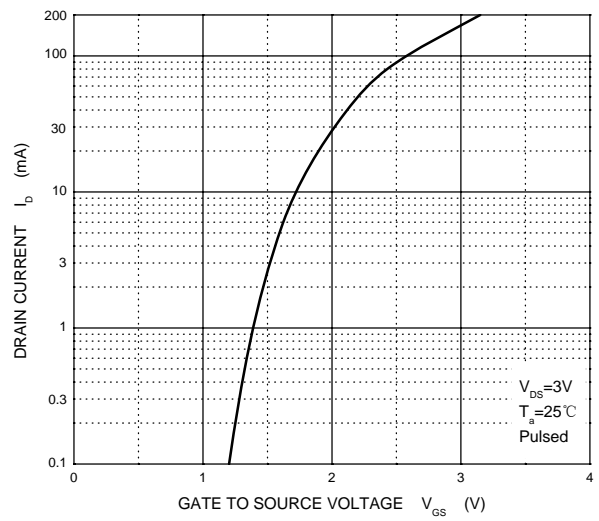
Parameter	Symbol	Test Condition	Min	Typ	Max	Units
<b>Off Characteristics</b>						
Drain-Source Breakdown Voltage	V <sub>(BR)DSS</sub>	V <sub>GS</sub> = 0V, I <sub>D</sub> = 10μA	30			V
Zero Gate Voltage Drain Current	I <sub>DSS</sub>	V <sub>DS</sub> = 30V, V <sub>GS</sub> = 0V			0.2	μA
Gate -Source leakage current	I <sub>GSS</sub>	V <sub>GS</sub> = ±20V, V <sub>DS</sub> = 0V			±500	nA
Gate Threshold Voltage	V <sub>GS(th)</sub>	V <sub>DS</sub> = 3V, I <sub>D</sub> = 100μA	0.8		1.5	V
Drain-Source On-Resistance	R <sub>DS(on)</sub>	V <sub>GS</sub> = 4V, I <sub>D</sub> = 10mA			8	Ω
		V <sub>GS</sub> = 2.5V, I <sub>D</sub> = 1mA			13	Ω
Forward Transconductance	g <sub>FS</sub>	V <sub>DS</sub> = 3V, I <sub>D</sub> = 10mA	20			mS
<b>Dynamic Characteristics*</b>						
Input Capacitance	C <sub>iss</sub>	V <sub>DS</sub> = 5V, V <sub>GS</sub> = 0V, f = 1MHz		13		pF
Output Capacitance	C <sub>oss</sub>			9		pF
Reverse Transfer Capacitance	C <sub>rss</sub>			4		pF
<b>Switching Characteristics*</b>						
Turn-On Delay Time	t <sub>d(on)</sub>	V <sub>GS</sub> = 5V, V <sub>DD</sub> = 5V, I <sub>D</sub> = 10mA, R <sub>g</sub> = 10Ω, R <sub>L</sub> = 500Ω		15		ns
Rise Time	t <sub>r</sub>			35		ns
Turn-Off Delay Time	t <sub>d(off)</sub>			80		ns
Fall Time	t <sub>f</sub>			80		ns

\*These parameters have no way to verify.

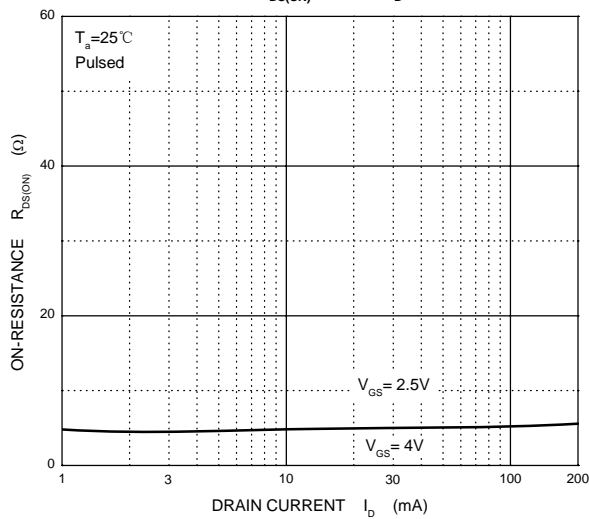
**Output Characteristics**



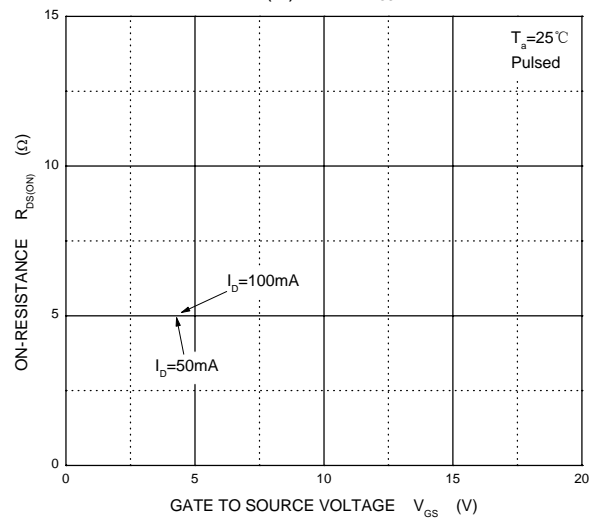
**Transfer Characteristics**



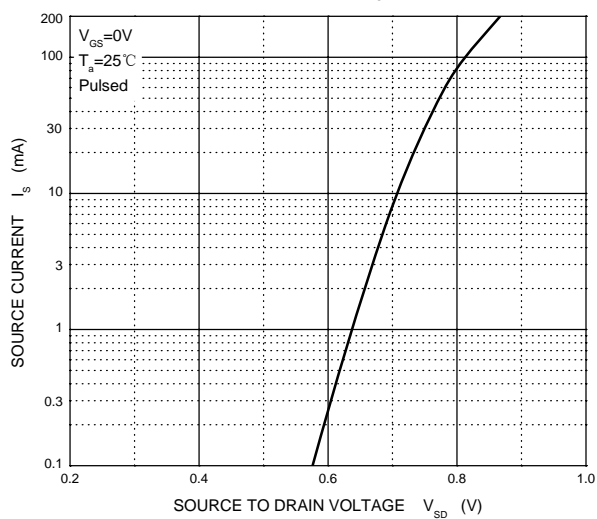
**$R_{DS(ON)}$  —  $I_D$**



**$R_{DS(ON)}$  —  $V_{GS}$**

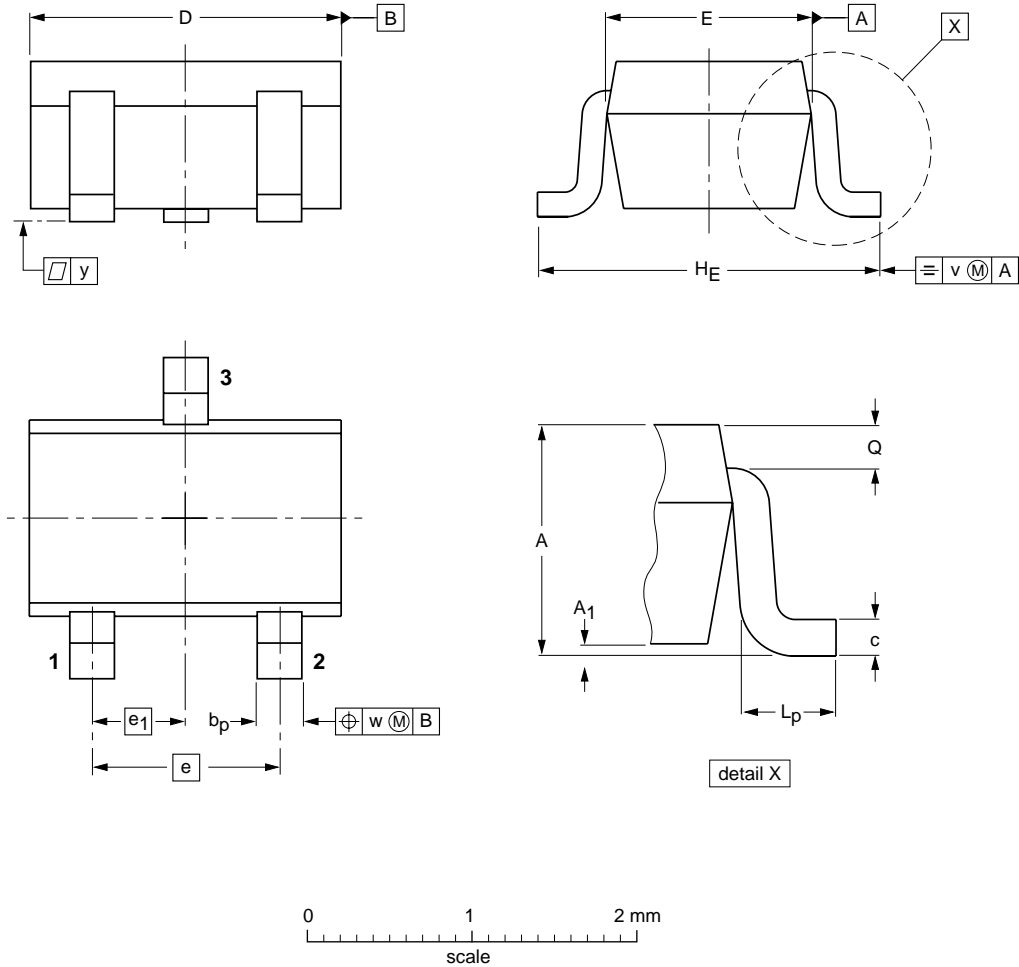


**$I_S$  —  $V_{SD}$**



Package Outline

SOT-323



DIMENSIONS (mm are the original dimensions)

UNIT	A	A <sub>1</sub> max	b <sub>p</sub>	c	D	E	e	e <sub>1</sub>	H <sub>E</sub>	L <sub>p</sub>	Q	v	w
mm	1.1 0.8	0.1	0.4 0.3	0.25 0.10	2.2 1.8	1.35 1.15	1.3	0.65	2.2 2.0	0.45 0.15	0.23 0.13	0.2	0.2

Summary of Packing Options

Package	Package Description	Packing Quantity	Industry Standard
SOT-323	Tape/Reel, 7" reel	3000	EIA-481-1