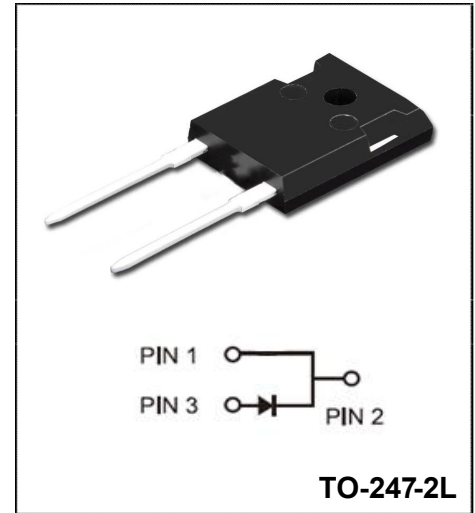


ULTRAFAST RECOVERY RECTIFIERS
Reverse Voltage - 600 V
Forward Current - 60A
FEATURES

- ◆ High speed switching capability
- ◆ High current capability
- ◆ High forward surge capability
- ◆ Low power losses, High efficiency
- ◆ High reliability
- ◆ For use in low voltage, high frequency inverters

MECHANICAL DATA

- ◆ Case: Molded plastic
- ◆ Polarity: As marked
- ◆ Mounting Position: Any
- ◆ Molded Plastic: UL Flammability Classification Rating 94V-0
- ◆ Lead free in compliance with EU RoHS 2011/65/EU directive
- ◆ Solder bath temperature 275°C maximum, 10s per JESD 22-B106


Primary Characteristic

I_o	60A
V_{RRM}	600V
I_{FSM}	420A
V_F	1.3V
T_{rr}	30ns
T_{Jmax}	150°C

Maximum Ratings (Per Leg) at Ta=25°C unless otherwise specified

Characteristics	Symbol	Value	Unit
Maximum Repetitive Peak Reverse Voltage	V_{RRM}	600	V
Working Peak Reverse Voltage	V_{RWM}	420	V
Maximum DC Blocking Voltage	V_{DC}	600	V
Maximum Average Forward Rectified Current	I_o	60	A
Peak Forward Surge Current, 8.3 ms Single Half Sine-wave Superimposed on Rated Load (JEDEC method)	I_{FSM}	420	A
Operating Temperature Range	T_J	150	°C
Storage Temperature Range	T_{STG}	-40 to +150	°C
Typical Thermal Resistance (Note1)	$R_{\theta JC}$	2	°C/W

Note1: Thermal resistance from Junction to case per leg mounted on heatsink.
Electrical Characteristics (Per Leg) unless otherwise specified

Characteristics	Symbol	Value		Unit	
Forward Voltage Drop(Note2)	V_F	Typ.	Max.	V	
at $I_F=5A$		TA=25°C	0.91		-
		TA=125°C	0.71		-
at $I_F=10A$		TA=25°C	1.02		-
		TA=125°C	0.82		-
at $I_F=30A$		TA=25°C	1.24		1.59
		TA=125°C	1.06		-
at $I_F=60A$		TA=25°C	1.50		2.00
		TA=125°C	1.30		-
Maximum Reverse Current at $V_R=600V$		I_R	TA=25°C		0.1
	TA=125°C		15	-	
Maximum Reverse Recovery Time at $I_F=0.5A, I_R=1A,$	T_{rr}	30	50	ns	

Note2: Pulse test: 300 μs pulse width, 1 % duty cycle

RATINGS AND CHARACTERISTIC CURVES

FIG.1 MAXIMUM FORWARD CURRENT DERATING CURVE

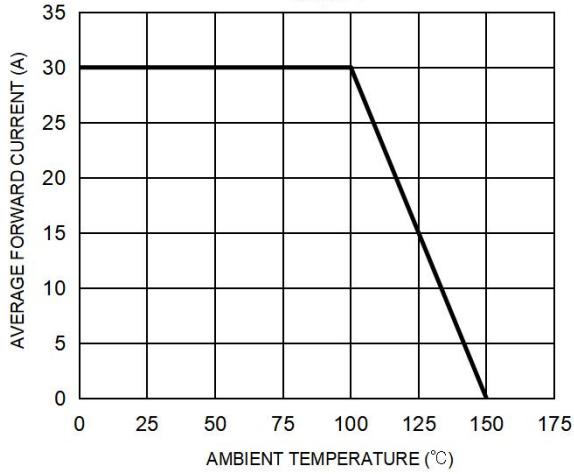


FIG. 2 MAXIMUM NON-REPETITIVE FORWARD SURGE CURRENT PER LEG

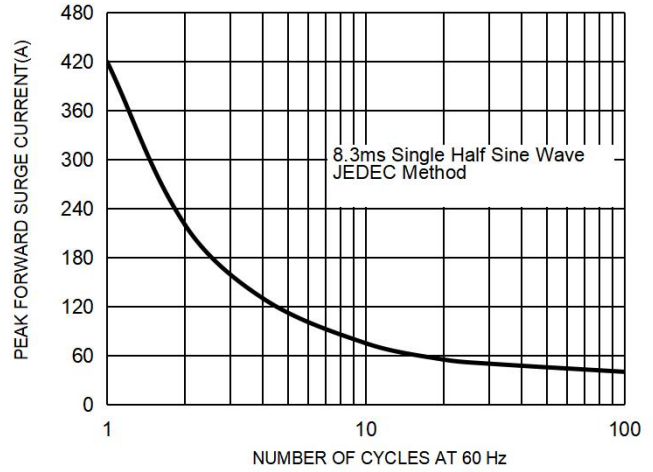


FIG. 3 TYPICAL FORWARD CHARACTERISTICS PER LEG

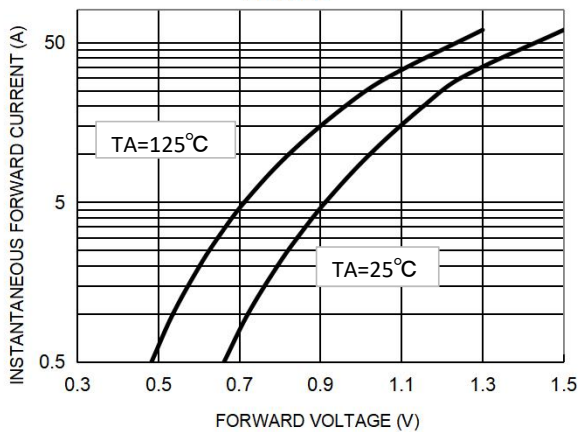
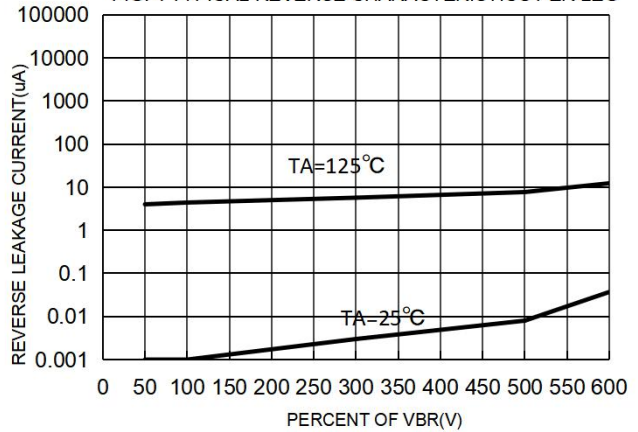
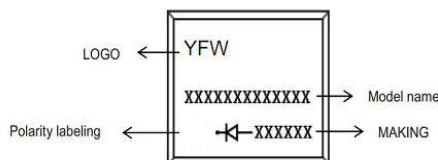


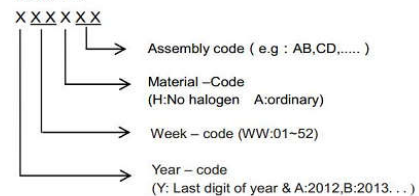
FIG. 4 TYPICAL REVERSE CHARACTERISTICS PER LEG



Marking on the body



MAKING:



Ordering information

Part Number	Package	Unit Weight	Base Quantity	Delivery mode
MUR6060W	TO-247-2L	0.209oz(5.93g)	30 pcs /tube	600pcs/box 3000pcs/carton

Note: For Halogen Free molding compound, add "H" suffix to part number above.

Package Outline Dimensions millimeters

TO-247-2L

