

## Trench MOS Barrier Schottky Rectifier

Reverse Voltage - 150 V

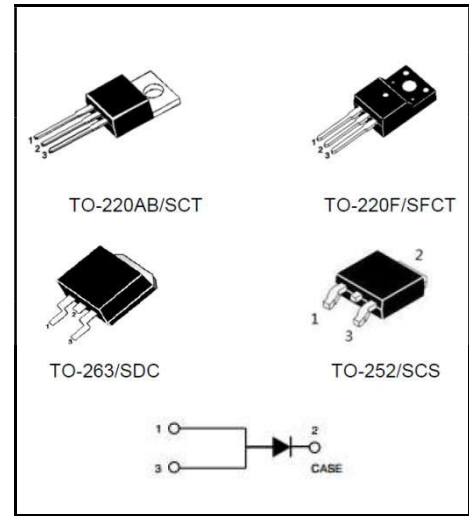
Forward Current - 20 A

### Features

- ◆Very low forward voltage
- ◆High current capability
- ◆High forward surge capability
- ◆Low power losses, High efficiency
- ◆Guarding for over voltage protection
- ◆Lead free in comply with EU RoHS 2011/65/EU directives

### MECHANICAL DATA

- ◆Case: TO-220AB/CT TO-220F/FCT TO-263/DC,TO-252/CS
- ◆Solder bath temperature 275°C maximum, 10s per JESD22-106



### Primary Characteristic

$I_o$	20A
$V_{RRM}$	150V
$I_{FSM}$	220A
$V_F$	0.63V
$T_J \text{ Max}$	150°C

### Maximum Ratings (Per Leg) at $T_a=25^\circ\text{C}$ unless otherwise specified

Parameter	Symbols	Value	Units
Maximum Repetitive Peak Reverse Voltage	$V_{RRM}$	150	V
Maximum RMS voltage	$V_{RMS}$	105	V
Maximum DC Blocking Voltage	$V_{DC}$	150	V
Maximum Average Forward Rectified Current	$I_o$	20	A
Peak Forward Surge Current, 8.3ms Single Half Sine-wave	$I_{FSM}$	220	A
Operating Temperature Range	$T_J$	-50 ~ +150	°C
Storage Temperature Range	$T_{STG}$	-50 ~ +150	°C
Typical Thermal Resistance <sup>(Note1)</sup>	$R_{\theta JA} / R_{\theta JC}$	2/4	°C/W

Note1: Thermal resistance from Junction to case per leg mounted on heatsink.

### Electrical Characteristics (Per Leg) unless otherwise specified

Characteristics		Symbols	Value		Units	
			Typ	Max		
Forward Voltage Drop(Note2) at $I_F=3A$	$T_A=25^\circ\text{C}$	$V_F$	0.62	0.65	V	
	$T_A=125^\circ\text{C}$		0.51	-		
	at $I_F=5A$		$T_A=25^\circ\text{C}$	0.69		-
			$T_A=125^\circ\text{C}$	0.56		-
	at $I_F=10A$		$T_A=25^\circ\text{C}$	0.77		0.84
			$T_A=125^\circ\text{C}$	0.63		-
Maximum Reverse Current at $V_R=150V$	$T_A=25^\circ\text{C}$	$I_R$	2	10	uA	
	$T_A=125^\circ\text{C}$		1.5	-	mA	

Note2: Pulse test: 300 μs pulse width, 1 % duty cycle

**Ratings and Characteristic Curves**

FIG. 1 MAXIMUM FORWARD CURRENT DERATING CURVE

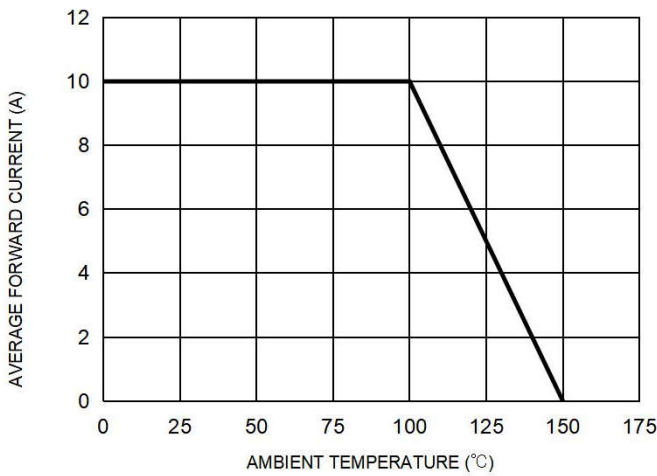


FIG. 2 MAXIMUM NON-REPETITIVE FORWARD SURGE CURRENT PER LEG

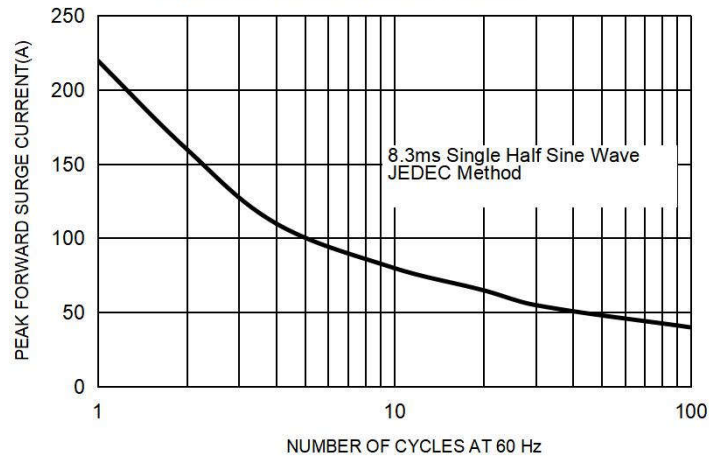


FIG. 3 TYPICAL FORWARD CHARACTERISTICS PER LEG

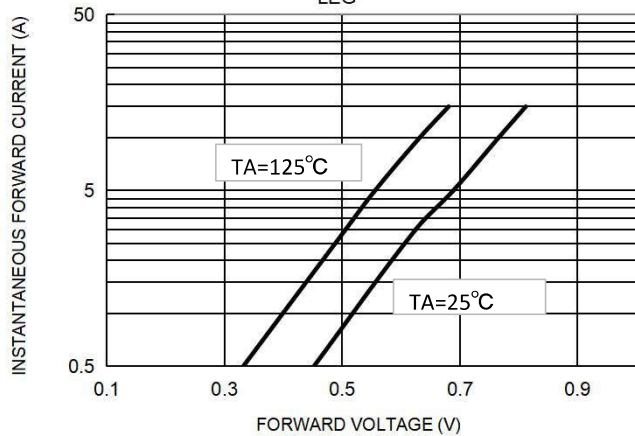
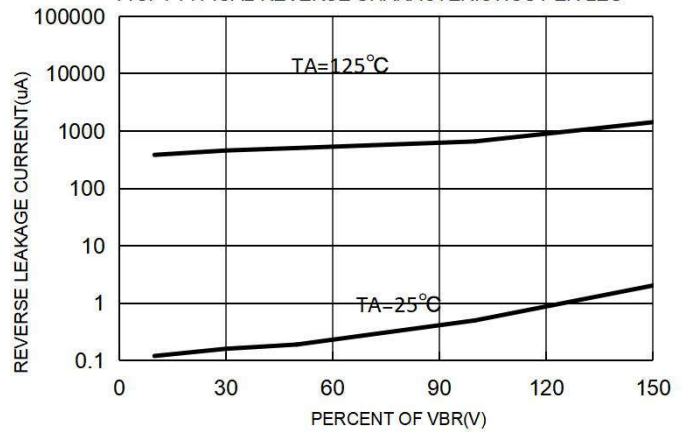
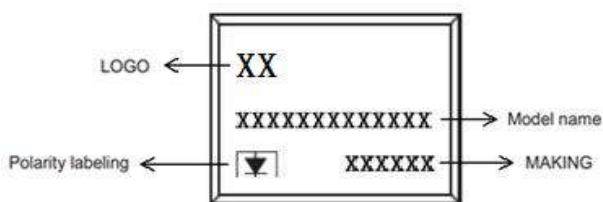


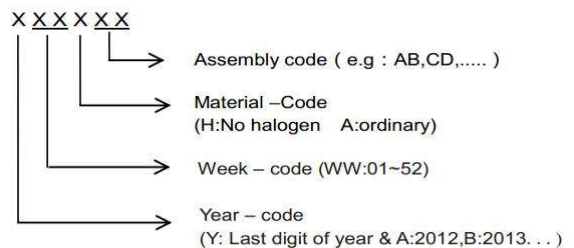
FIG. 4 TYPICAL REVERSE CHARACTERISTICS PER LEG



**Marking On The Body**



**MAKING:**



**Ordering Information**

Part Number	Package	Unit Weight	Base Quantity	Delivery mode
SRT20L150SCT	TO-220AB	0.07oz(1.96g)	50 pcs / tube	1000pcs/box 5000pcs/carton
SRT20L150SFCT	TO-220F	0.06oz(1.74g)	50 pcs / tube	1000pcs/box 5000pcs/carton
SRT20L150SDC-G	TO-263	0.04oz(1.16g)	50 pcs / tube	1000pcs/box 5000pcs/carton
SRT20L150SDC	TO-263	0.04oz(1.16g)	800 pcs / reel	1600 pcs/box 4000 pcs/carton
SRT20L150SCS	TO-252	0.011oz(0.32g)	2500 pcs / reel	5000pcs/box 12500pcs/carton

Note: For Halogen Free molding compound, add "H" suffix to part number above.

Package Outline Dimensions Millimeters

**TO-220AB**

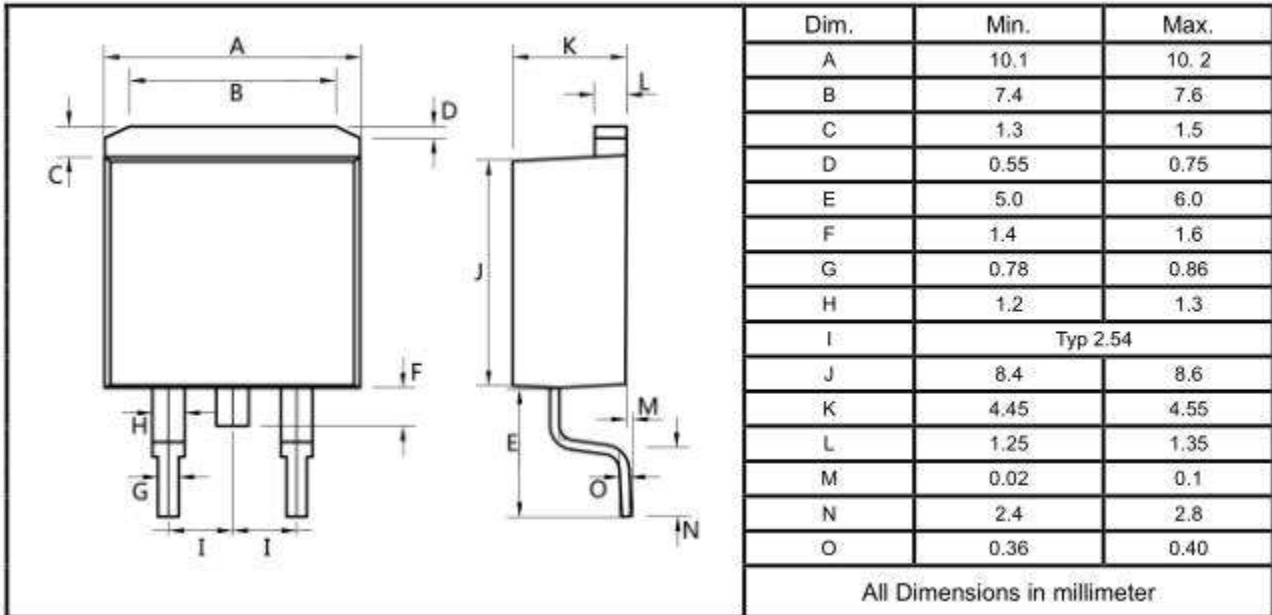
	Dim.	Min.	Max.
	A	10.15	10.35
	B	2.65	2.95
	C	3.70	3.90
	D	28.5	29.5
	E	1.30	1.45
	F	6.35	6.55
	G	2.9	3.3
	H	15.0	16.0
	I	0.38	0.42
	J	4.45	4.55
	K	1.25	1.35
	L	Typ 5.08	
	M	Typ 2.54	
N	3.1	3.3	
O	0.76	0.84	
All Dimensions in millimeter			

**TO-220F**

	Dim.	Min.	Max.
	A	9.95	10.25
	B	2.95	3.25
	C	1.25	1.45
	D	12.95	13.25
	E	0.50	0.65
	F	3.1	3.3
	G	1.30	1.45
	H	Typ 2.54	
	I	Typ 5.08	
	J	4.60	4.75
	K	2.50	2.65
	L	6.35	6.55
	M	15.4	16.0
	N	2.75	3.05
	O	0.48	0.52
P	0.76	0.84	
All Dimensions in millimeter			

Package Outline Dimensions Millimeters

TO-263



TO-252

