

**Trench MOS Barrier Schottky Rectifier**

**Reverse Voltage - 80 V**

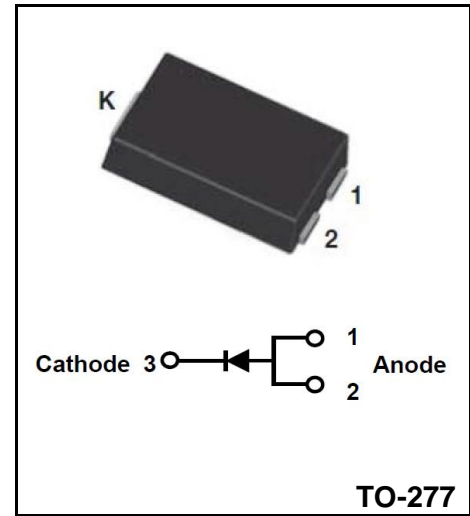
**Forward Current - 20 A**

**FEATURES**

- ◆ Advanced trench technology
- ◆ Low forward voltage drop
- ◆ Low power losses
- ◆ High efficiency operation
- ◆ Lead free in comply with EU RoHS 2011/65/EU directives

**MECHANICAL DATA**

- ◆ Case: TO-277
- ◆ Terminals: Solderable per MIL-STD-750, Method 2026



**Maximum Ratings (Per Leg) at Ta=25°C unless otherwise specified**

Parameter		Symbols	Value	Units
Maximum Repetitive Peak Reverse Voltage		$V_{RRM}$	80	V
Maximum RMS voltage		$V_{RMS}$	80	V
Maximum DC Blocking Voltage		$V_{DC}$	80	V
Maximum Average Forward Rectified Current	Per diode	$I_{F(AV)}$	20	A
Peak Forward Surge Current, 8.3ms Single Half Sine-wave superimposed on rated load per diode		$I_{FSM}$	320	A
Operating Temperature Range		$T_J$	-55 ~ +150	°C
Storage Temperature Range		$T_{STG}$	-55 ~ +150	°C
Typical Thermal Resistance Per diode(munted on FR-4 PCB)	TO-277	$R_{\theta JC}$	72	°C/W

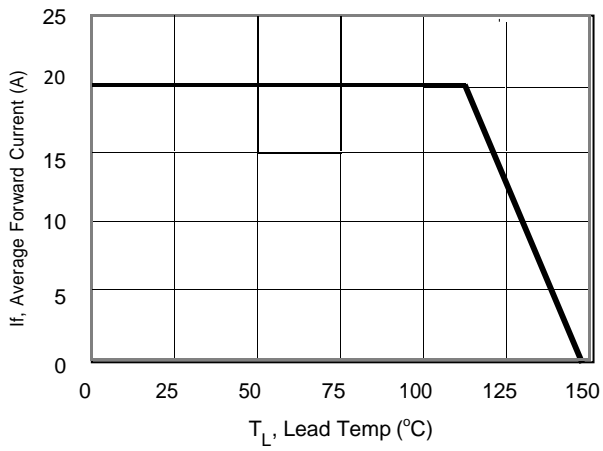
**Note1: Thermal resistance from Junction to case per leg mounted on heatsink.**

**Electrical Characteristics (Per Leg) unless otherwise specified**

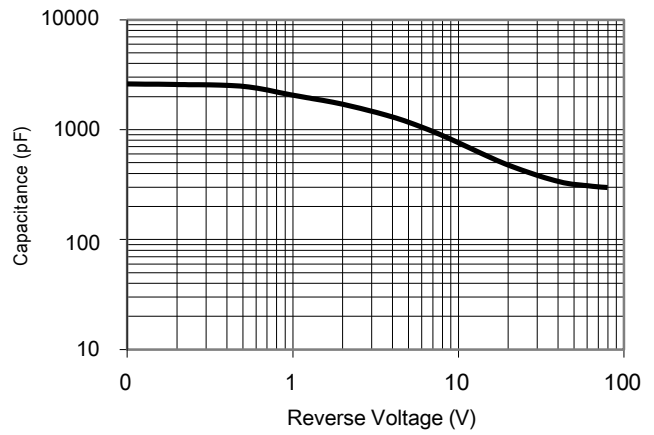
Characteristics		Symbols	Value		Units
Forward Voltage Drop(Note2)		$V_F$	Typ	Max	V
at $I_F=10A$ Instantaneous forward voltage per diode	TA=25°C		0.54	-	
	TA=125°C		0.49	-	
at $I_F=20A$ Instantaneous forward voltage per diode	TA=25°C		0.62	0.72	
	TA=125°C	0.57	-		
Instantaneous reverse current per diode at rated reverse voltage	TA=25°C	$I_R$	30	150	uA
	TA=125°C		20	-	mA

**Note2: (1)Pulse test: 300 μs pulse width, 1 % duty cycle  
(2) Pulse test: Pulse width ≦ 40 ms**

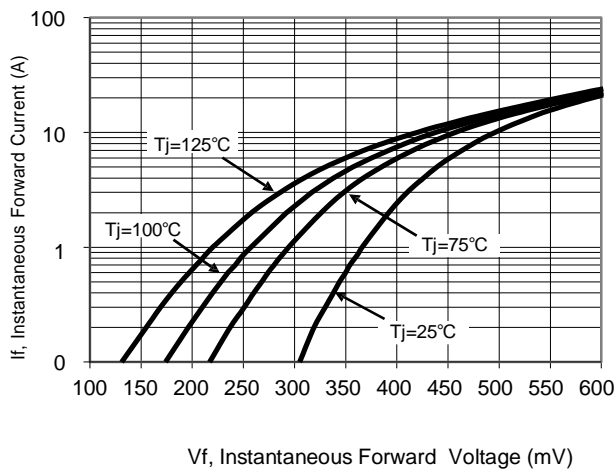
**RATINGS AND CHARACTERISTIC CURVES**



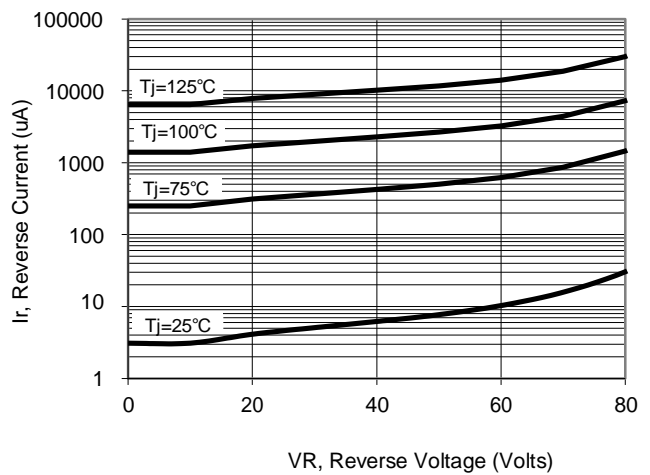
**Current Derating, Case**



**Typical Junction Capacitance**



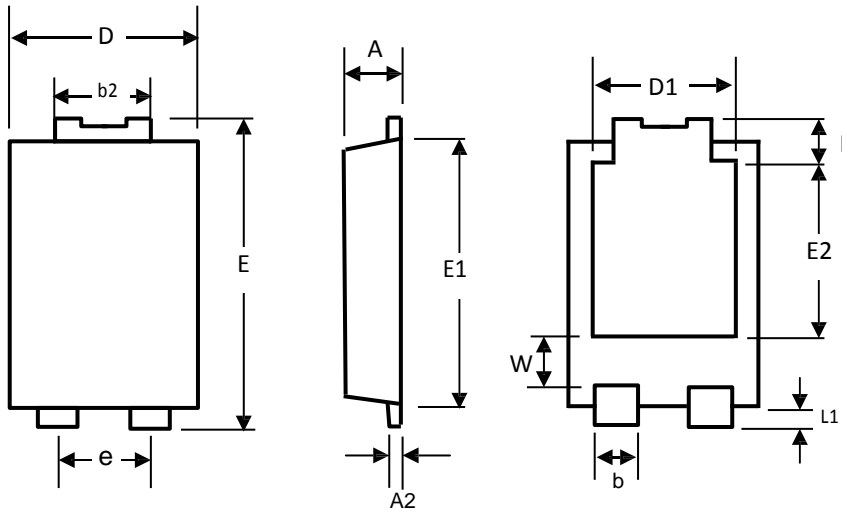
**Typical Forward Voltage**



**Typical Reverse Current**

**Package Outline TO-277**

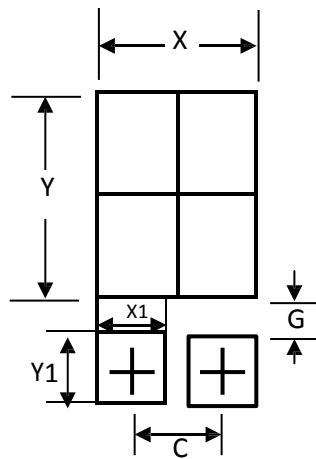
Plastic surface mounted package; 3 leads



Dim	Min	Max
A	1.1	1.2
A2	0.3	0.4
b1	0.8	1
b2	1.7	1.9
D	3.9	4.1
D1	3.054	
E	6.4	6.6
e	1.84	
E1	5.3	5.5
E2	3.549	
L	0.8	1
L1	0.5	0.7
W	1.1	1.4

unit:mm

**Mounting Pad Layout**



Dim	Min
C	1.8
G	0.9
X	3.4
X1	1.4
Y	4.9
Y1	1.4

unit:mm

**Summary of Packing Options**

Package	Packing Description	Packing Quantity	Industry Standard
TO-277	Tape/Reel,13"reel	5000	EIA-481-1