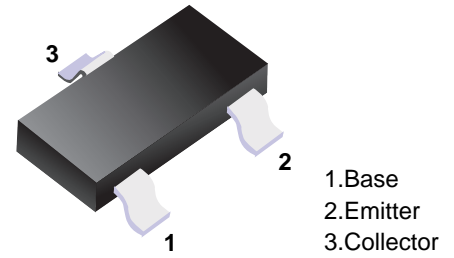


■ NPN Transistors

S



■ Simplified outline(SOT-23)

■ Features

- High DC current gain
- Low saturation voltage
- Complementary to 2SA1298

■ Absolute Maximum Ratings Ta = 25°C

Parameter	Symbol	Rating	Unit
Collector - Base Voltage	V <sub>CB0</sub>	30	V
Collector - Emitter Voltage	V <sub>CEO</sub>	25	
Emitter - Base Voltage	V <sub>EB0</sub>	5	
Collector Current - Continuous	I <sub>C</sub>	800	mA
Base Current	I <sub>B</sub>	160	
Collector Power Dissipation	P <sub>C</sub>	200	mW
Junction Temperature	T <sub>J</sub>	150	°C
Storage Temperature Range	T <sub>stg</sub>	-55 to 150	

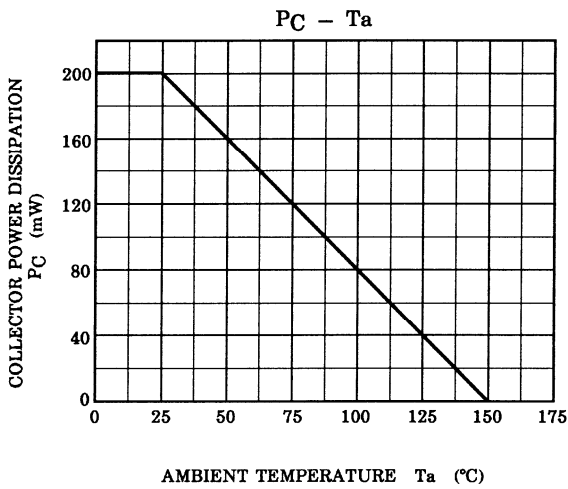
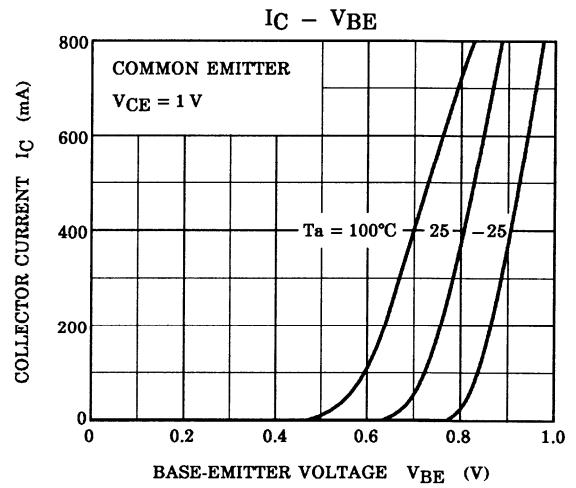
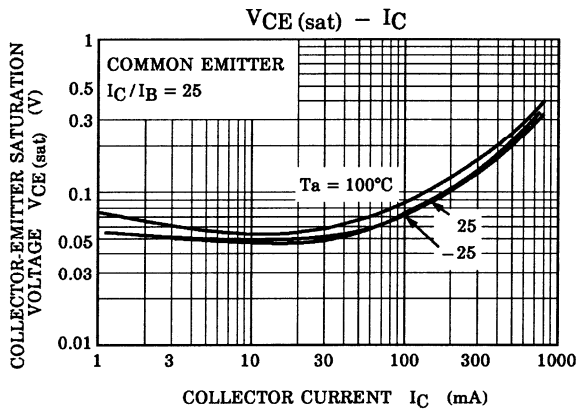
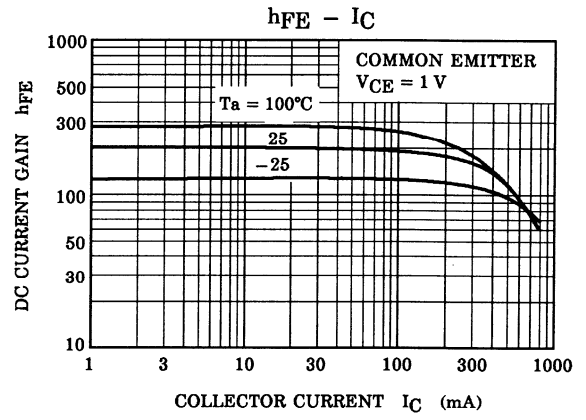
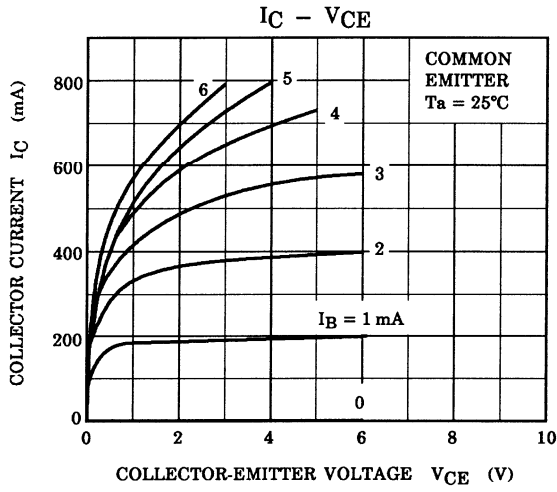
■ Electrical Characteristics Ta = 25°C

Parameter	Symbol	Test Conditions	Min	Typ	Max	Unit
Collector-base breakdown voltage	V <sub>CB0</sub>	I <sub>C</sub> = 100 μA, I <sub>E</sub> = 0	30			V
Collector- emitter breakdown voltage	V <sub>CEO</sub>	I <sub>C</sub> = 10 mA, I <sub>B</sub> = 0	25			
Emitter - base breakdown voltage	V <sub>EB0</sub>	I <sub>E</sub> = 100 μA, I <sub>C</sub> = 0	5			
Collector-base cut-off current	I <sub>CB0</sub>	V <sub>CB</sub> = 30 V, I <sub>E</sub> = 0			0.1	μA
Emitter cut-off current	I <sub>EB0</sub>	V <sub>EB</sub> = 5V, I <sub>C</sub> =0			0.1	
Collector-emitter saturation voltage	V <sub>CE(sat)</sub>	I <sub>C</sub> = 500 mA, I <sub>B</sub> =20 mA			0.4	V
Base - emitter saturation voltage	V <sub>BE(sat)</sub>	I <sub>C</sub> = 500 mA, I <sub>B</sub> =20 mA		0.72	1	
Base - emitter voltage	V <sub>BE</sub>	V <sub>CE</sub> = 1V, I <sub>C</sub> = 10mA	0.5		0.8	
DC current gain	h <sub>FE</sub>	V <sub>CE</sub> = 1V, I <sub>C</sub> = 100mA	100		320	
		V <sub>CE</sub> = 1V, I <sub>C</sub> = 800mA	40			
Collector output capacitance	C <sub>ob</sub>	V <sub>CB</sub> = 10V, I <sub>E</sub> =0, f=1MHz		13		pF
Transition frequency	f <sub>T</sub>	V <sub>CE</sub> = 5V, I <sub>C</sub> = 10mA		120		MHz

■ Classification of h<sub>FE</sub>(1)

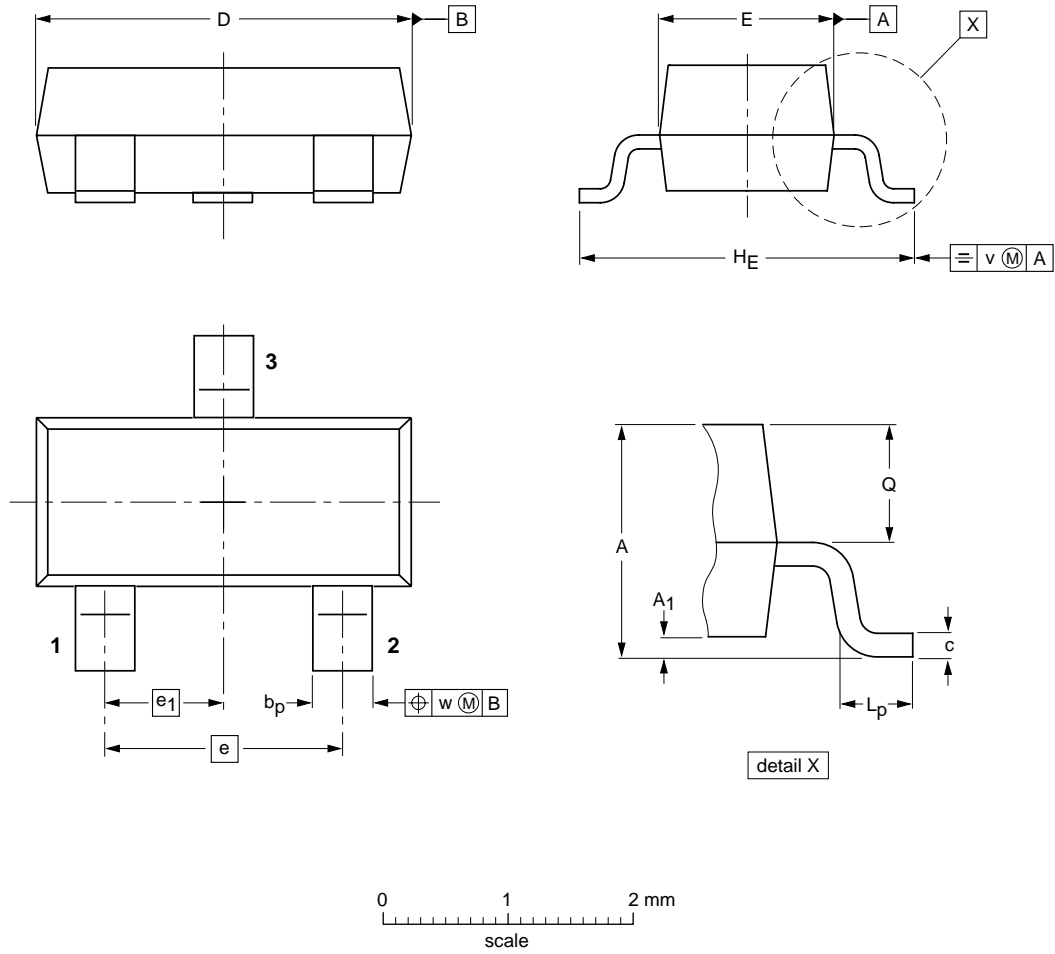
Type	2SC3265-O	2SC3265-Y
Range	100-200	160-320
Marking	EO	EY

■ Typical Characteristics



Package Outline

SOT-23



DIMENSIONS (mm are the original dimensions)

UNIT	A	A <sub>1</sub> max.	b <sub>p</sub>	c	D	E	e	e <sub>1</sub>	H <sub>E</sub>	L <sub>p</sub>	Q	v	w
mm	1.1 0.9	0.1	0.48 0.38	0.15 0.09	3.0 2.8	1.4 1.2	1.9	0.95	2.5 2.1	0.45 0.15	0.55 0.45	0.2	0.1

Summary of Packing Options

Package	Packing Description	Packing Quantity	Industry Standard
SOT-23	Tape/Reel, 7" reel	3000	EIA-481-1