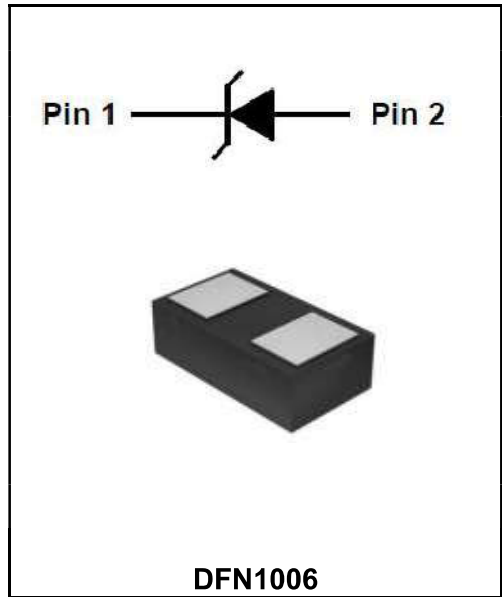


Uni-directional ESD Protection Diode

Features

- ◆Capacitance:60pF(typ.)
- ◆Reverse Working Voltage: 24 V
- ◆IEC 61000-4-2(ESD Air): ± 30KV
- ◆IEC 61000-4-2(ESD Contact): ± 30kV
- ◆IEC61000-4-5(Lightning 8/20us): 7 A



Application

- ◆Computers and peripherals
- ◆Digital Cameras
- ◆Audio and video equipment
- ◆Cellular handsets and accessories
- ◆Portable electronics

Order Information

Part Number	Package	Marking	Size (mm)	Delivery Form	Delivery Quantity
ESD1006D24A	DFN1006	B4	1.00x0.60x0.40	7" T&R	10000PCS/Tape

Limiting Values(TA = 25 °C, unless otherwise specified)

Symbol	Parameter	Conditions	Min	Max	Unit
VESD	Electrostatic Discharge Voltage	IEC 61000-4-2; Contact Discharge	-	±30	kV
		IEC 61000-4-2; Air Discharge	-	±30	kV
P _{PP}	Peak Pulse Power	tP = 8/20 μs	-	350	W
I _{PPM}	Rated Peak Pulse Current	tP = 8/20 μs	-	7	A
T _A	Operating Temperature Range	-	-55	125	°C
T _{stg}	Storage Temperature Range	-	-55	150	°C

Electrical Characteristics(TA = 25 °C unless otherwise specified)

Symbol	Parameter	Conditions	Min	Typ.	Max	Unit
V _{RWM}	Reverse Working Voltage	TA = 25 °C	-	-	24	V
V _{BR}	Breakdown Voltage	I _R = 1mA; TA = 25 °C	26	-	-	V
I _R	Reverse Leakage Current	V _{RWM} = 24 V; TA = 25 °C	-	-	1	uA
V _C	Clamping Voltage	I _{PP} =1 A, tP =8/20μs	-	-	35	V
		I _{PP} =7 A, tP =8/20μs	-	-	50	V
C _J	Junction Capacitance	V _R = 0V, f = 1 MHz	-	60	-	pF

Typical Characteristics

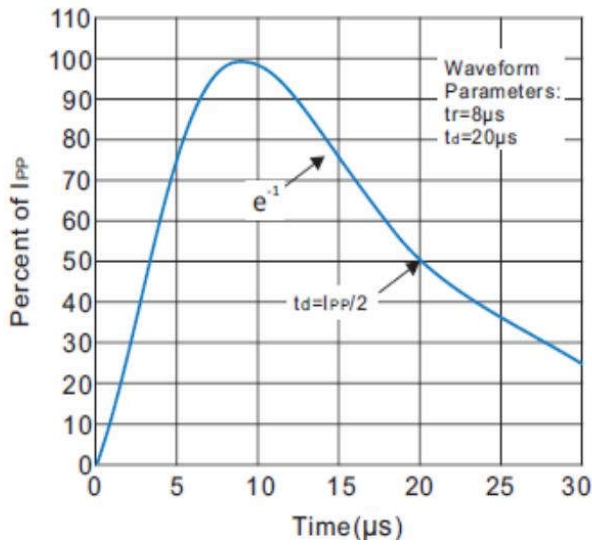


Fig.1 Pulse Waveform

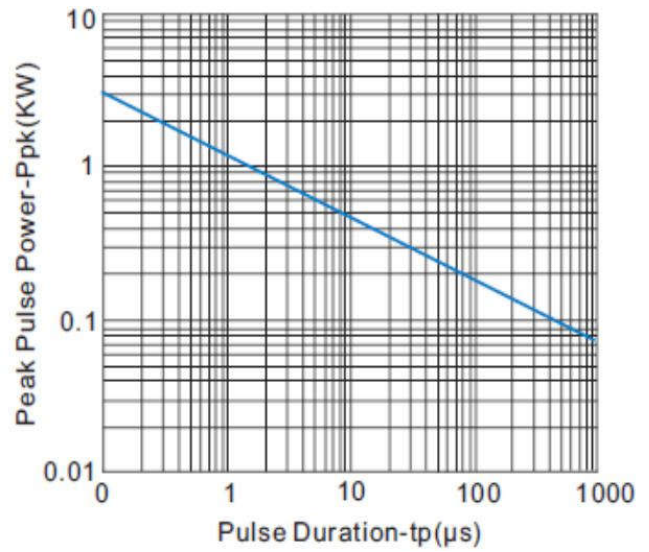


Fig.2 Non-Repetitive Peak Pulse Power vs.Pulse Time

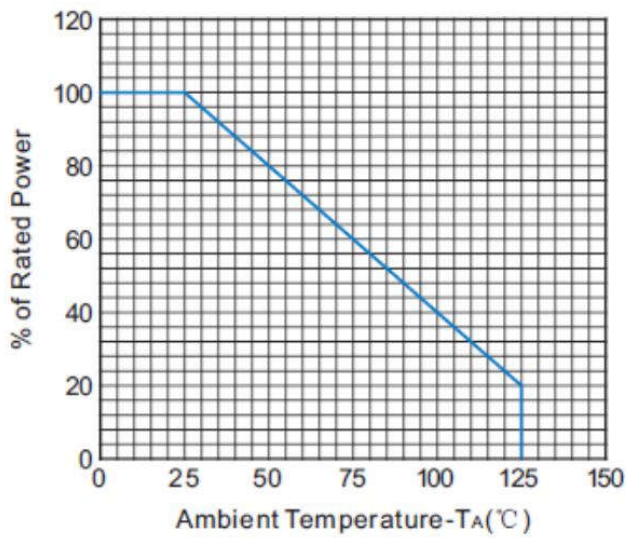
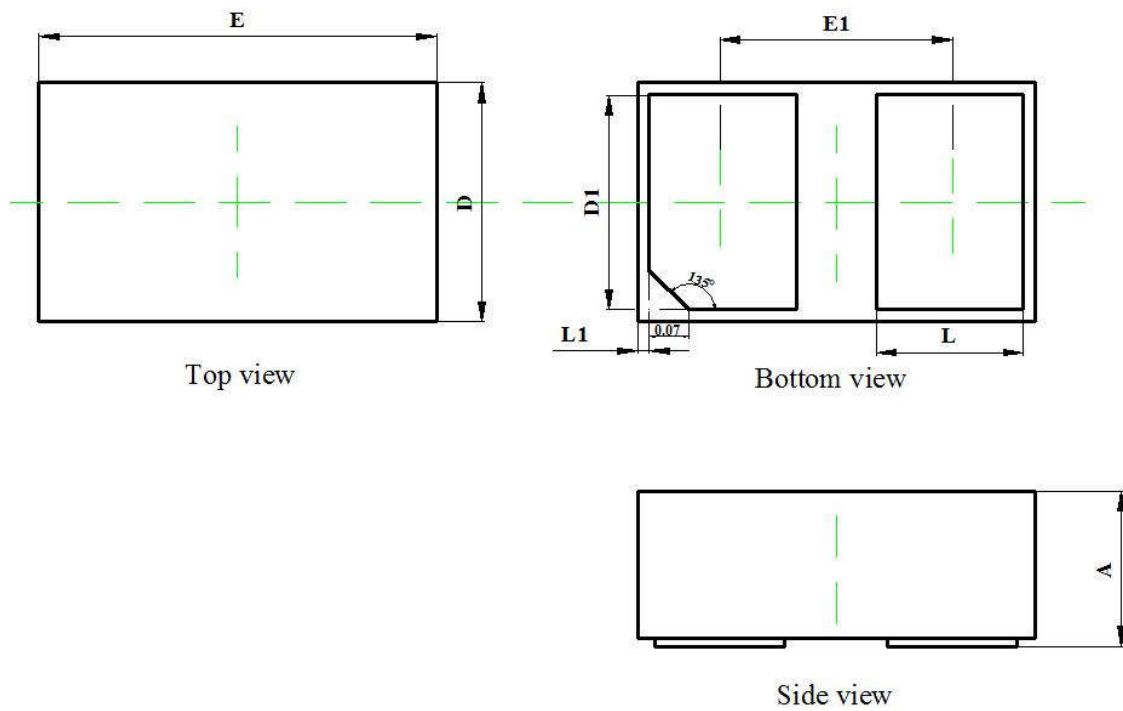
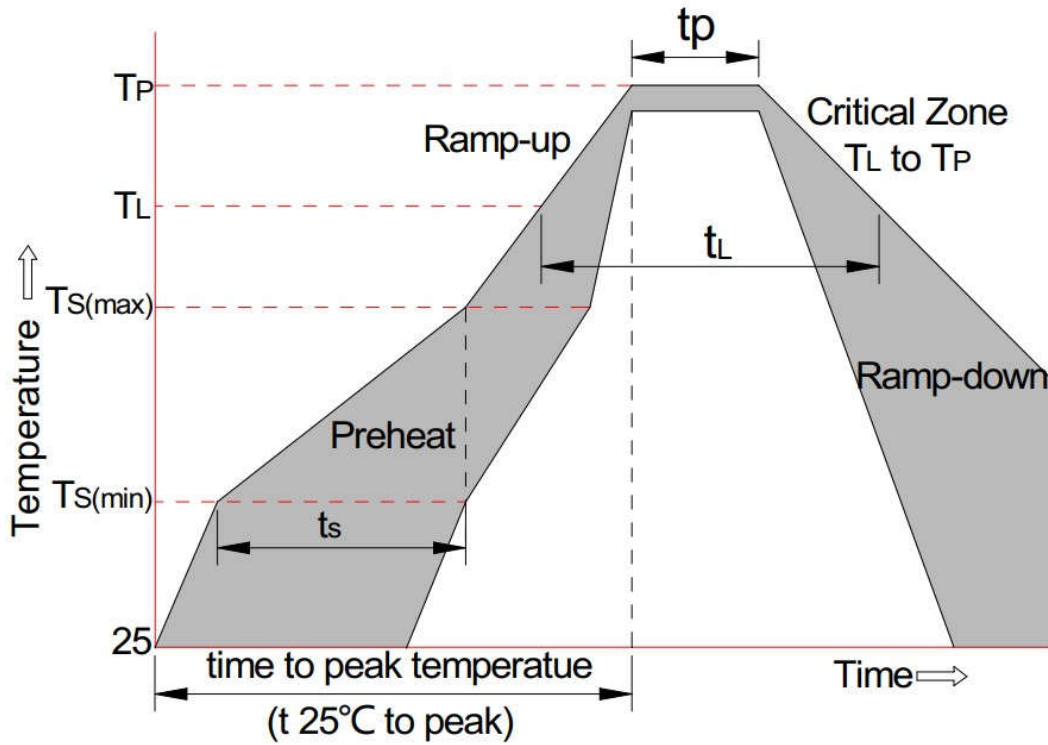


Fig.3 Power Derating Curve

DFN1006 Package Outline



Symbol	Dimensions In Millimeters		Dimensions In Inches	
	Min	Max	Min	Max
A	0.350	0.450	0.014	0.018
D	0.550	0.650	0.022	0.026
E	0.950	1.050	0.037	0.041
D1	0.420	0.520	0.017	0.020
E1	0.550	0.650	0.022	0.026
L	0.270	0.370	0.011	0.015
L1	0.000	0.100	0.000	0.004



Reflow Condition		Pb-Free Assembly
Pre-heat	-Temperature Min (Ts(min))	+150°C
	-Temperature Max(Ts(max))	+200°C
	-Time (Min to Max) (ts)	60-180 secs.
Average ramp up rate (Liquid us Temp (TL) to peak)		3°C/sec. Max
Ts(max) to TL - Ramp-up Rate		3°C/sec. Max
Reflow	-Temperature(TL)(Liquid us)	+217°C
	-Temperature(tL)	60-150 secs.
Peak Temp (Tp)		+260(+0/-5)°C
Time within 5°C of actual Peak Temp (tp)		30 secs. Max
Ramp-down Rate		6°C/sec. Max
xTime 25°C to Peak Temp (TP)		8 min. Max
Do not exceed		+260°C