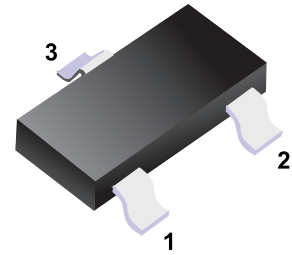


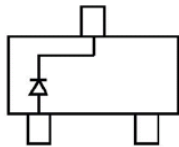
■ Schottky Diodes

■ Features

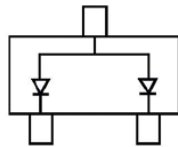
- Low Forward Voltage
- Fast Switching



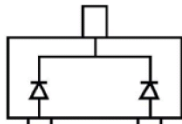
■ Simplified outline(SOT-23)



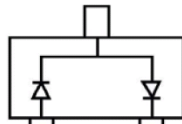
BAS40



BAS40-06



BAS40-05



BAS40-04

■ Absolute Maximum Ratings Ta = 25°C

Parameter	Symbol	Rating	Unit
Peak Repetitive Peak Reverse Voltage	V _{RRM}	40	V
Working Peak Reverse Voltage	V _{RWM}		
DC Blocking Voltage	V _R		
Forward Continuous Current	I _{FM}	200	mA
Power Dissipation	P _d	200	mW
Thermal Resistance Junction to Ambient	R _{θJA}	500	°C/W
Junction Temperature	T _J	125	°C
Storage Temperature range	T _{stg}	-55 to 150	

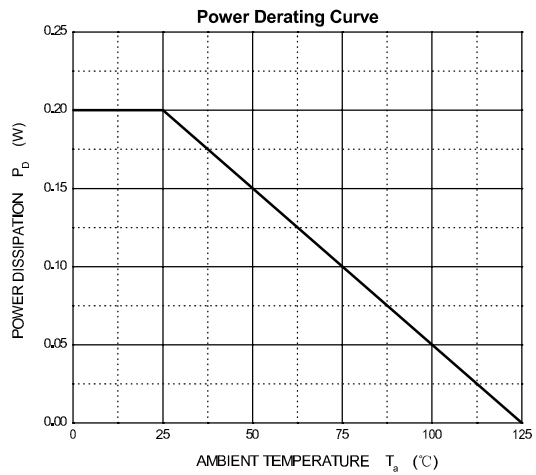
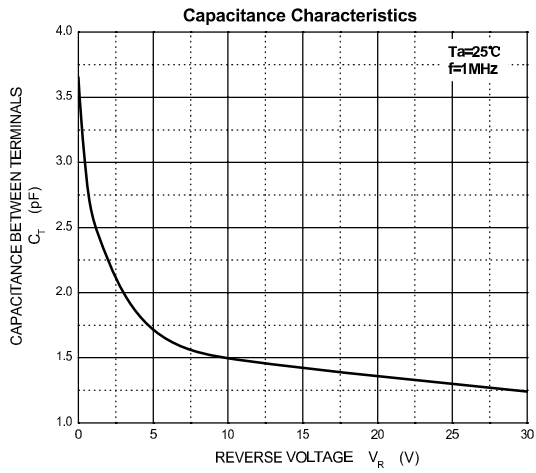
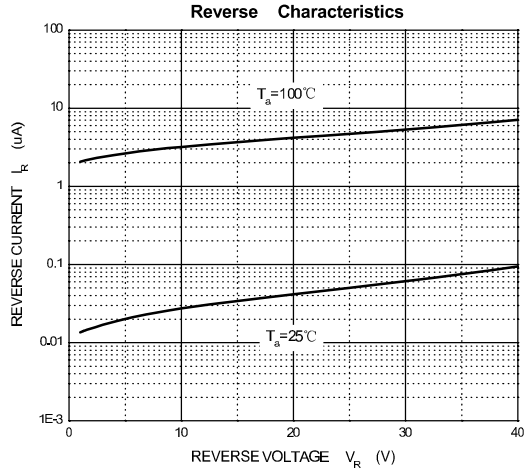
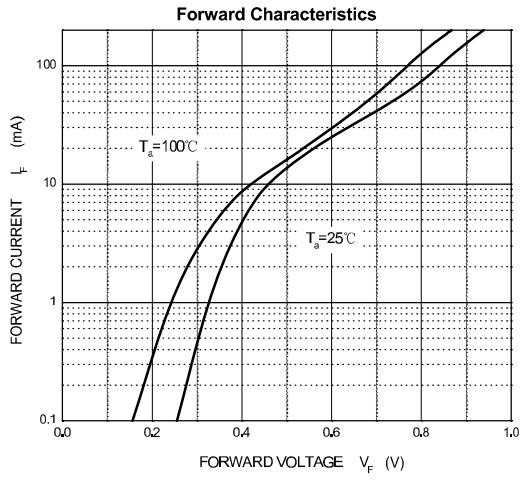
■ Electrical Characteristics Ta = 25°C

Parameter	Symbol	Test Conditions	Min	Typ	Max	Unit
Reverse breakdown voltage	V _R	I _R = 100μA	40			V
Forward voltage	V _{F1}	I _F = 1mA			0.38	
	V _{F2}	I _F = 40 mA			1	
Reverse voltage leakage current	I _{R1}	V _R = 30 V			200	nA
Junction capacitance	C _j	V _R = 0 V, f= 1 MHz			5	pF
Reverse recovery time	t _{rr}	I _F =I _R =10mA, I _{rr} =1mA, R _L =100Ω			5	ns

■ Marking

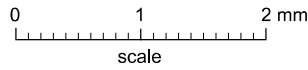
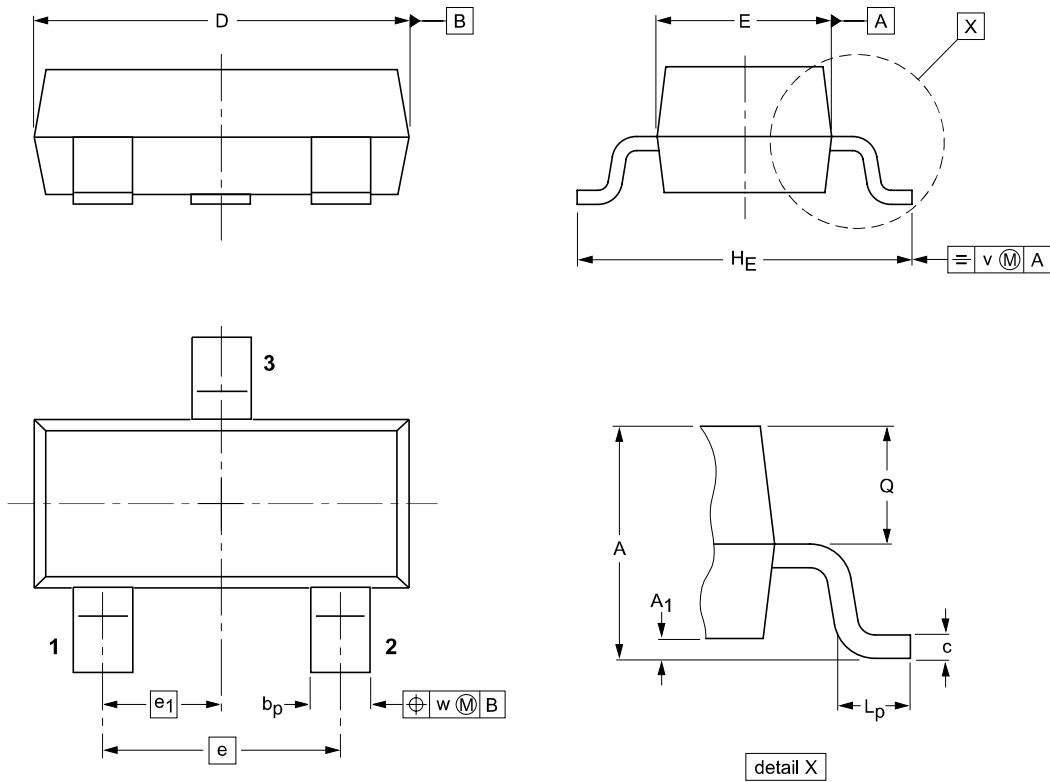
NO	BAS40	BAS40-06	BAS40-05	BAS40-04
Marking	43	46	45	44

■ Typical Characteristics



Package Outline

SOT-23



DIMENSIONS (mm are the original dimensions)

UNIT	A	A ₁ max.	b _p	c	D	E	e	e ₁	H _E	L _p	Q	v	w
mm	1.1 0.9	0.1	0.48 0.38	0.15 0.09	3.0 2.8	1.4 1.2	1.9	0.95	2.5 2.1	0.45 0.15	0.55 0.45	0.2	0.1

Summary of Packing Options

Package	Packing Description	Packing Quantity	Industry Standard
SOT-23	Tape/Reel,7"reel	3000	EIA-481-1