


**SUPER FAST BRIDGE RECTIFIER**
**FEATURES**

- ◆Surge overload rating-250 amperes peak
- ◆Polarity:As marked on body
- ◆Ideal for printed circuit board
- ◆Plastic material has U/LThe flammability classification 94V-0

**MECHANICAL DATA**

- ◆Case:GBU
- ◆Terminals: Solderable per MIL-STD-202, Method208
- ◆Approx. Weight: 3.9g /0.138oz


**Maximum Ratings and Electrical characteristics**

Ratings at 25 °C ambient temperature unless otherwise specified.

Single phase half-wave 60 Hz, resistive or inductive load, for capacitive load current derate by 20 %.

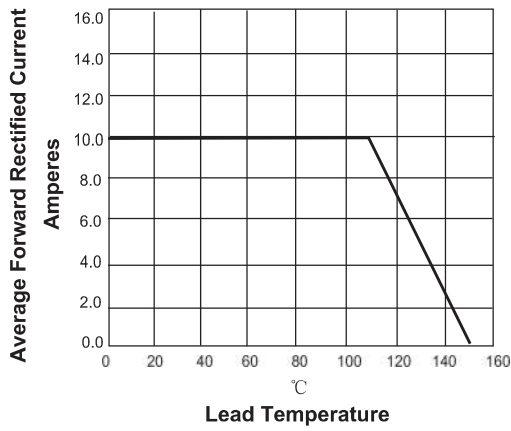
Parameter	Symbols	GBU108SF	Units
Maximum Repetitive Peak Reverse Voltage	$V_{RRM}$	600	V
Maximum RMS voltage	$V_{RMS}$	420	V
Maximum DC Blocking Voltage	$V_{DC}$	600	V
Maximum Average Forward $T_C=100^{\circ}C$ (Note 1) Rectified Current at	$I_{(AV)}$	10.0	A
Peak Forward Surge Current 8.3 ms Single Half Sine-Wave Superimposed on Rated Load(JEDEC method)	$I_{FSM}$	250	A
Forward Voltage per element @ $I_F = 10A$ DC	$V_F$	1.85	V
Maximum Reverse Recovery Time	$T_{rr}$	45	nS
Maximum DC Reverse Current at Rated DC Blocking Voltage	@ $T_a=25^{\circ}C$	5	$\mu A$
	@ $T_a=125^{\circ}C$	500	
I <sup>2</sup> t Rating for Fusing(3ms≤t≤8.3ms)	$I^2t$	300	A <sup>2</sup> S
Typical Junction Capacitance (Note1)	$C_j$	50	pF
Operating and Storage Temperature Range	$T_j, T_{stg}$	-55 ~ +175	°C

(1) Measured at 1 MHz and applied reverse voltage of 4 V D.C

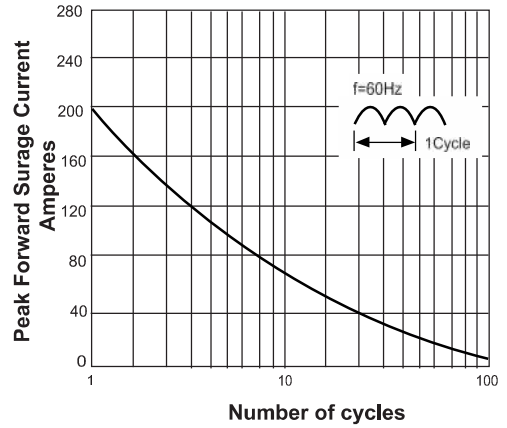
(2) Device mounted on 150mm\*150mm\*16mm cu plate heatsink

**Ratings And Characteristic Curves**

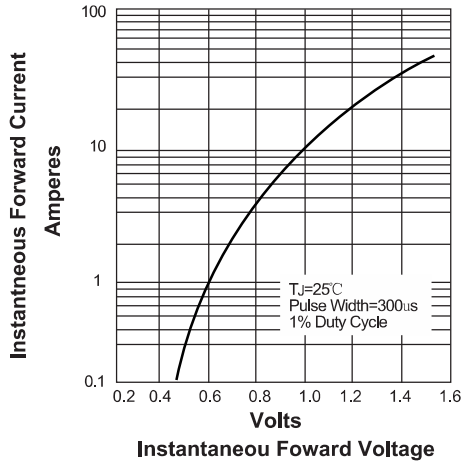
**FIG. 1- DERATING CURVE OUTPUT RECTIFIED CURRENT**



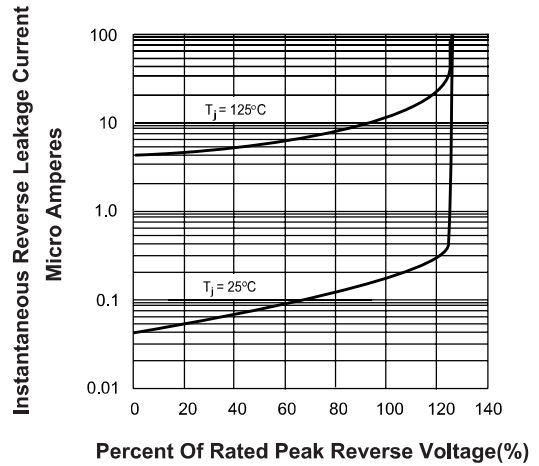
**FIG. 2-MAXIMUM NON-REPETITIVE PEAK FORWARD SURGE CURRENT PERLEG**



**FIG. 3-TYPICAL FORWARD VOLTAGE CHARACTERISTICS**

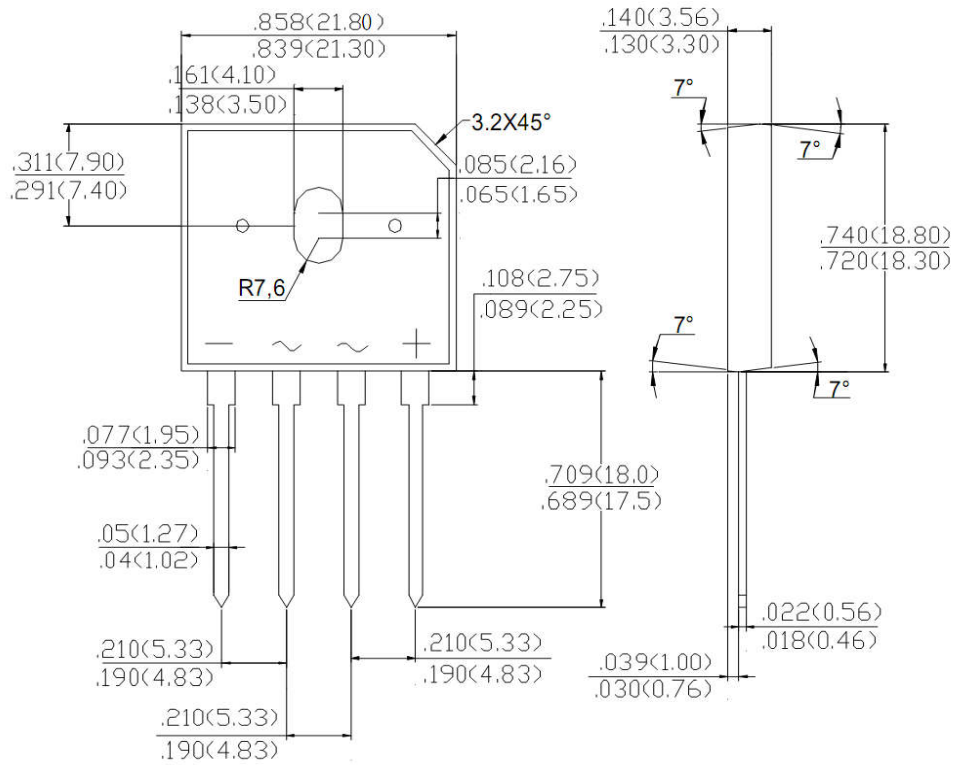


**FIG. 4-TYPICAL REVERSE LEAKAGE CHARACTERISTICS**



**Package Outline**

**GBU**



**Summary of Packing Options**

Package	Packing Description	Packing Quantity	Industry Standard
GBU	BOX	350	EIA-481-1