

**35A GLASS PASSIVATED BRIDGE RECTIFIER Reverse**

**Voltage - 100 to 1000 V**

**Forward Current – 35A**

**FEATURES**

- ◆ Surge overload rating-350 amperes peak
- ◆ Polarity:As marked on body
- ◆ Ideal for printed circuit board
- ◆ Plastic material has U/L

The flammability classification 94V-0

- ◆ Reliable low cost construction utilizing molded plastic technique


**MECHANICAL DATA**

- ◆ Case: GBJ
- ◆ Terminals: Solderable per MIL-STD-202, Method 208
- ◆ Approx. Weight: 6.79g /0.24oz

**Maximum Ratings and Electrical characteristics**

Ratings at 25 °C ambient temperature unless otherwise specified.

Single phase half-wave 60 Hz, resistive or inductive load, for capacitive load current derate by 20 %.



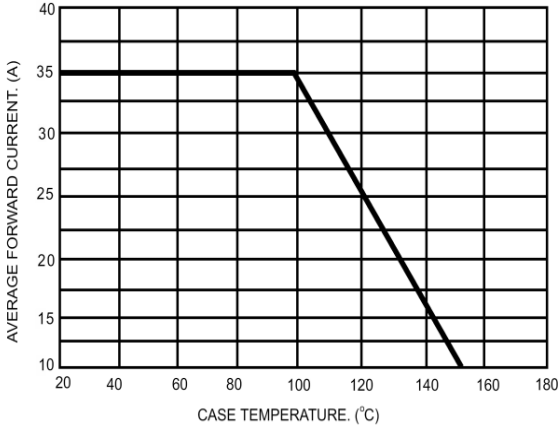
Parameter	Symbols	GBJ3501	GBJ3502	GBJ3504	GBJ3506	GBJ3508	GBJ3510	Units
Maximum Repetitive Peak Reverse Voltage	$V_{RRM}$	100	200	400	600	800	1000	V
Maximum RMS voltage	$V_{RMS}$	70	140	280	420	560	700	V
Maximum DC Blocking Voltage	$V_{DC}$	100	200	400	600	800	1000	V
Maximum Average Forward Rectified Current	$I_{(AV)}$	35						A
Peak Forward Surge Current 8.3 ms Single Half Sine-Wave Superimposed on Rated Load (JEDEC method)	$I_{FSM}$	350						A
Forward Voltage per element @ $I_F=17.5A$ DC	$V_F$	1.0						V
Maximum DC Reverse Current @ $T_J=25^{\circ}C$ at Rated DC Blocking Voltage @ $T_J=125^{\circ}C$	$I_R$	5 500						$\mu A$
$I^2t$ Rating for Fusing( $3ms \leq t \leq 8.3ms$ )	$I^2t$	374						$A^2S$
Typical Junction Capacitance <sup>(Note1)</sup>	$C_j$	94						pF
Typical Thermal Resistance <sup>(Note2)</sup>	$R_{\theta JC}$	1.1						$^{\circ}C/W$
Operating and Storage Temperature Range	$T_j, T_{stg}$	-55 ~ +150						$^{\circ}C$

(1) Measured at 1 MHz and applied reverse voltage of 4 V D.C

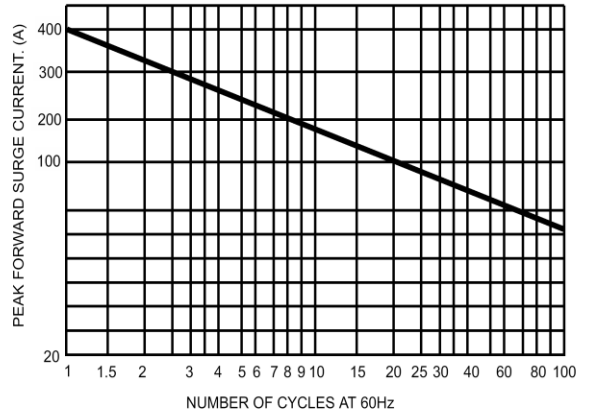
(2) Device mounted on 75mm\*75mm\*1.6mm cu plate heatsink

**RATINGS AND CHARACTERISTIC CURVES**

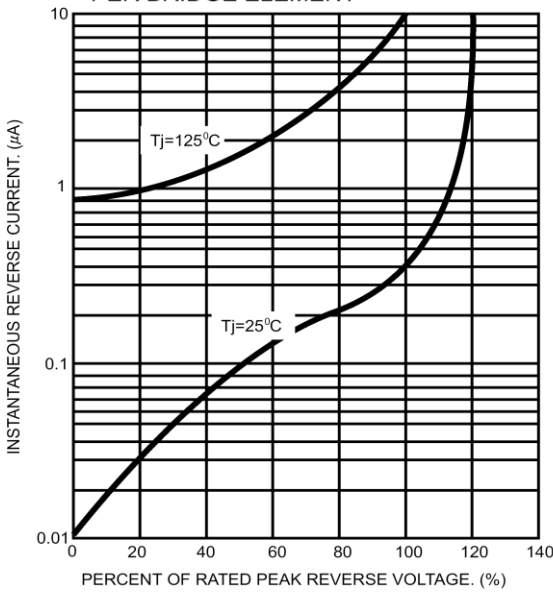
**FIG.1- MAXIMUM FORWARD CURRENT DERATING CURVE**



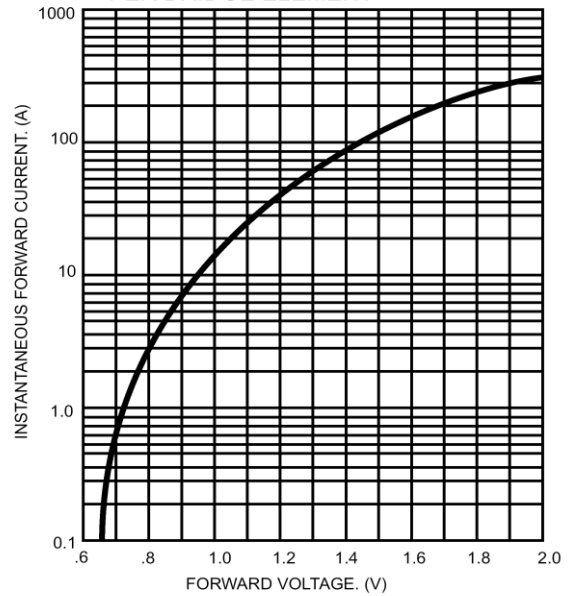
**FIG.2- MAXIMUM NON-REPETITIVE FORWARD SURGE CURRENT PER BRIDGE ELEMENT**



**FIG.3- TYPICAL REVERSE CHARACTERISTICS PER BRIDGE ELEMENT**

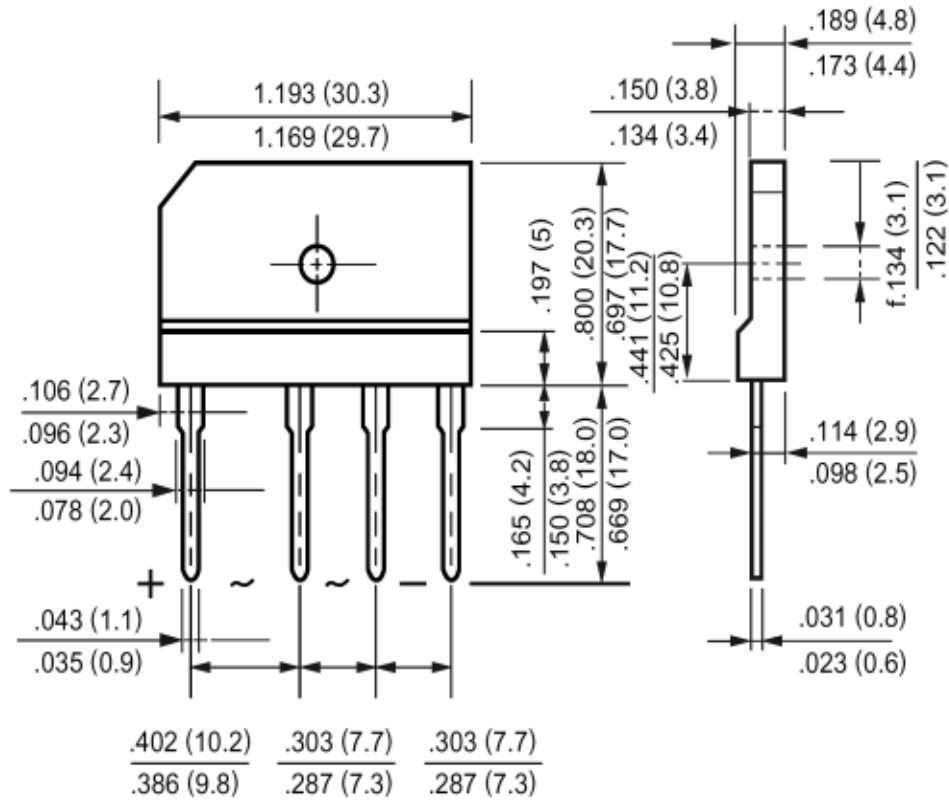


**FIG.4- TYPICAL FORWARD CHARACTERISTICS PER BRIDGE ELEMENT**



Package Outline

GBJ



Summary of Packing Options

Package	Packing Description	Packing Quantity	Industry Standard
GBJ	BOX	200	EIA-481-1