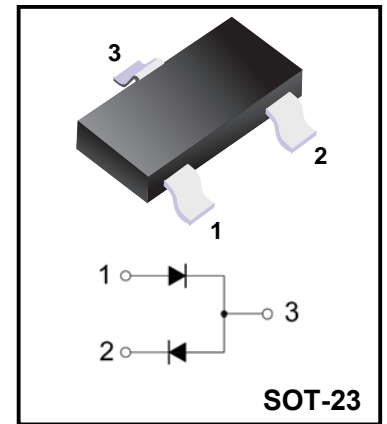
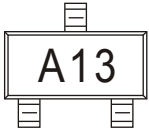


Plastic-Encapsulate Diodes

FEATURES

- ♣ Low Leakage
- ♣ High Conductance

Marking: A13



Solid dot = Green molding compound device, if none, the normal device.

MAXIMUM RATINGS (Ta=25°C unless otherwise noted)

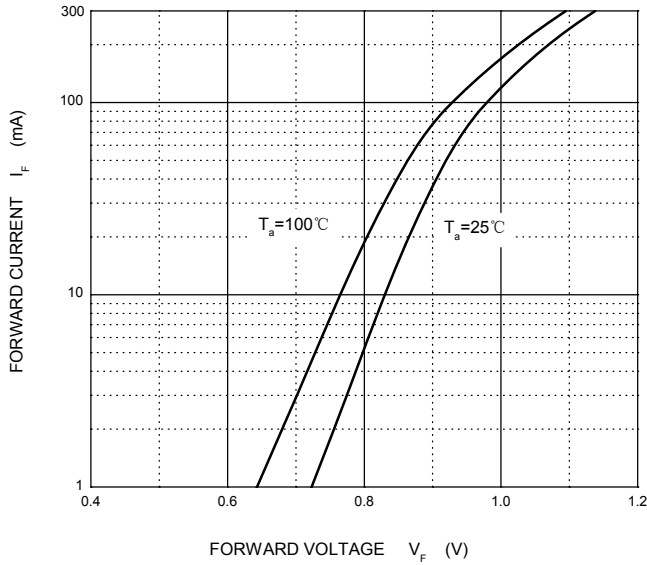
Symbol	Parameter	Value	Unit
V_R	DC Blocking Voltage	200	V
I_o	Continuous Forward Current	200	mA
I_{FM}	Peak Forward Current	700	mA
I_{FSM}	Non-repetitive Peak Forward Surge Current @t=8.3ms	2.0	A
P_D	Power Dissipation	350	mW
$R_{\theta JA}$	Thermal Resistance from Junction to Ambient	357	°C/W
T_J, T_{stg}	Operation Junction and Storage Temperature Range	-55~+150	°C

ELECTRICAL CHARACTERISTICS(Ta=25°C unless otherwise specified)

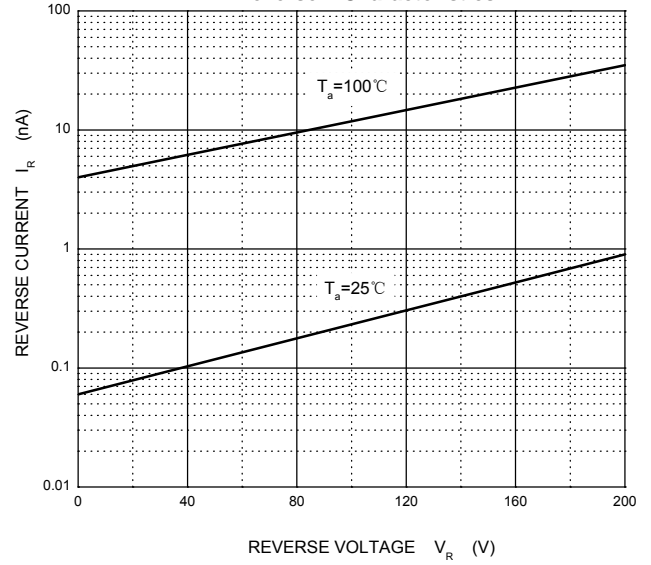
Parameter	Symbol	Test conditions	Min	Typ	Max	Unit
Reverse voltage	$V_{(BR)}$	$I_R=5\mu A$	200			V
Reverse current	I_R	$V_R=180V$			10	nA
Forward voltage	V_F	$I_F=1mA$			0.75	V
		$I_F=10mA$			0.85	
		$I_F=50mA$			0.95	
		$I_F=100mA$			1.1	
		$I_F=200mA$			1.3	
		$I_F=300mA$			1.5	
Total capacitance	C_{tot}	$V_R=0V, f=1MHz$			4	pF

Typical Characteristics

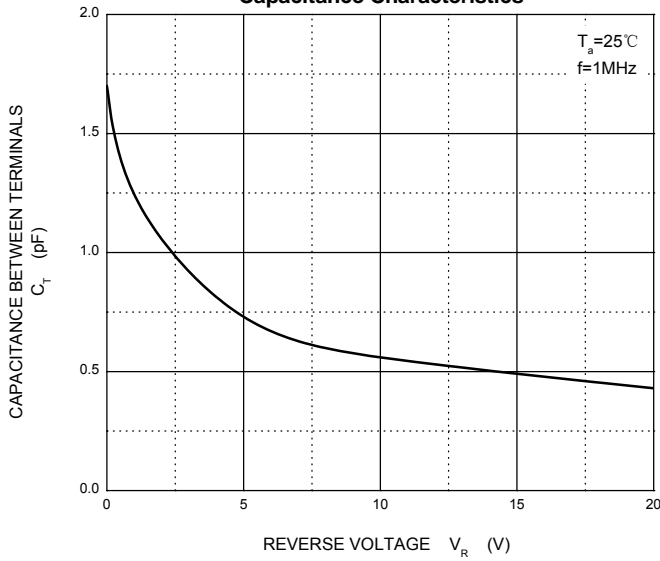
Forward Characteristics



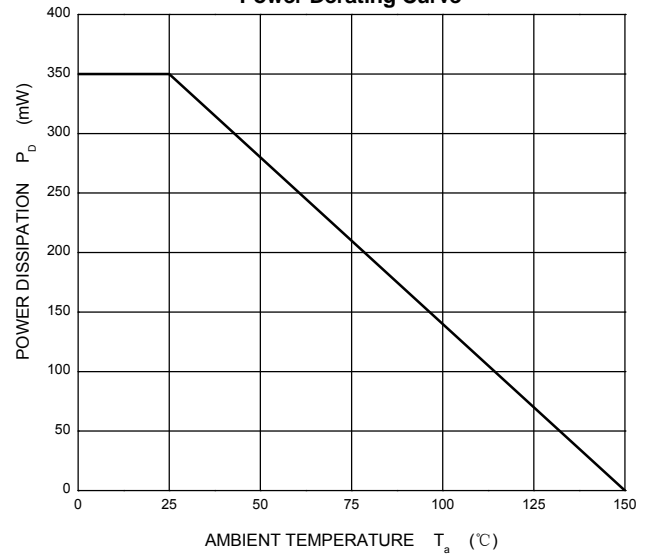
Reverse Characteristics



Capacitance Characteristics

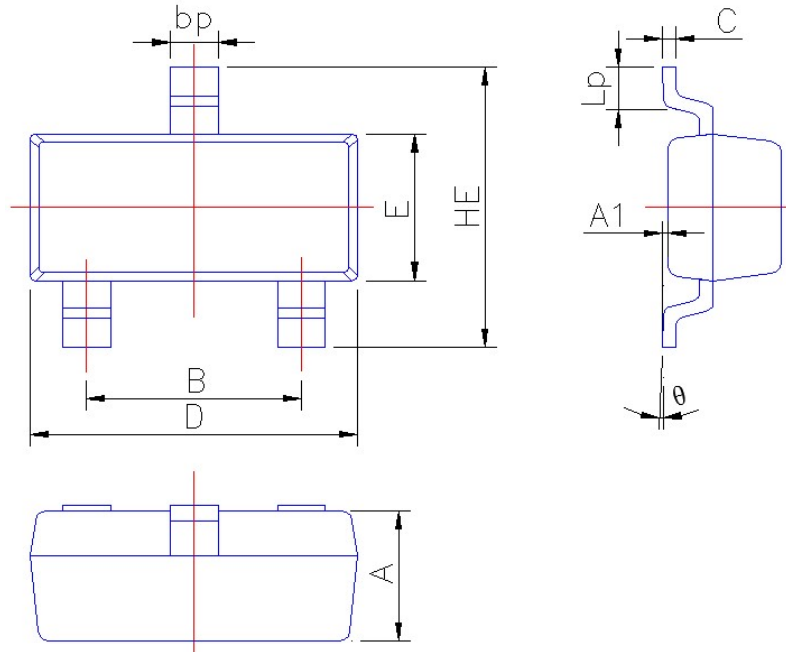


Power Derating Curve



Package Outline

SOT-23



Symbol	Dimension in Millimeters	
	Min	Max
A	0.90	1.10
A1	0.013	0.100
B	1.80	2.00
bp	0.35	0.50
C	0.09	0.150
D	2.80	3.00
E	1.20	1.40
HE	2.20	2.80
Lp	0.20	0.50
θ	0°	5°

Summary of Packing Options

Package	Packing Description	Packing Quantity	Industry Standard
SOT-23	Tape/Reel,7"reel	3 000	EIA-481-1