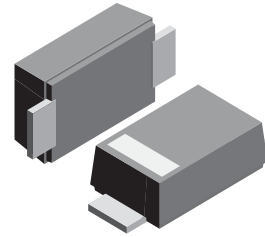


**VOLTAGE RANGE: 2.4 - 75V**  
**POWER: 0.2Watts**

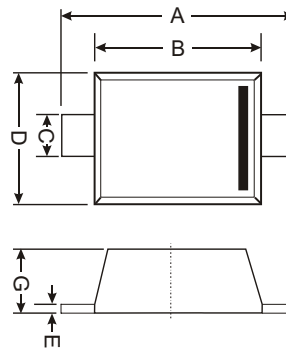
### Features

- Steady State Power Rating of 200 mW
- Standard Zener Breakdown Voltage Range 2.4V to 75V



### Mechanical Data

- Case: SOD-523, Plastic
- Case material - UL Flammability Rating Classification 94V-0
- Marking Code: LM
- Weight: 0.002 grams (approx.)



SOD-523		
Dim	Min	Max
A	1.50	1.70
B	1.10	1.30
C	0.25	0.35
D	0.70	0.90
E	0.10	0.20
G	0.50	0.70
All Dimensions in mm		

### Maximum Ratings and Electrical Characteristics T<sub>A</sub> = 25°C unless otherwise specified

Single phase, half wave, 60Hz, resistive or inductive load. For capacitive load, derate current by 20%.

Parameter	Symbol	Value	Unit
Total Device Dissipation FR-5 Board, at T <sub>a</sub> = 25 °C	P <sub>D</sub>	200	mW
Junction Temperature Range	T <sub>J</sub>	-65 to + 150	°C
Storage Temperature Range	T <sub>STG</sub>	-65 to + 150	°C

Fig.1 Maximum Continuous Power Derating

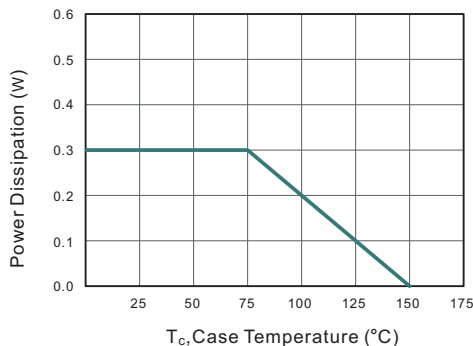
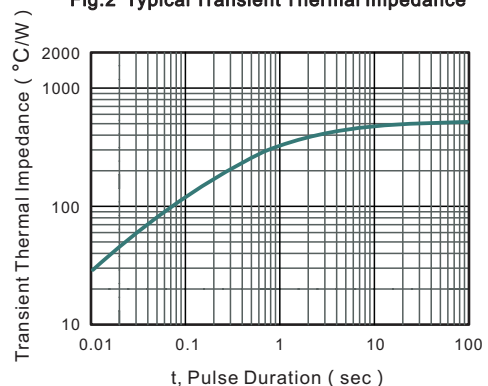


Fig.2 Typical Transient Thermal Impedance





## ELECTRICAL CHARACTERISTICS

(Ta=25 °C unless otherwise noted, V<sub>F</sub> = 0.9 V Max. @ I<sub>F</sub> =10 mA for all types)

Type No.	Zener Voltage (Note 1)			Test Current	Zener Impedance		Test Current	Leakage Current		∇V <sub>Z</sub> (mV/k) @ I <sub>ZT</sub>		C @ V <sub>R</sub> =0 f = 1MHz pF
	V <sub>Z</sub> @ I <sub>ZT</sub> (V)				I <sub>ZT</sub>	Z <sub>ZT</sub> @ I <sub>ZT</sub>		Z <sub>ZT</sub> @ I <sub>ZK</sub>	I <sub>ZK</sub>	I <sub>R</sub> @ V <sub>R</sub>	Min.	
	Min.	Nom.	Max.	(mA)	(Ω)	(Ω)	(mA)	(μA)	(V)			
MM5Z2V4	2.2	2.4	2.6	5	100	1000	1.0	50	1.0	-3.5	0	450
MM5Z2V7	2.5	2.7	2.9	5	100	1000	1.0	20	1.0	-3.5	0	450
MM5Z3V0	2.8	3.0	3.2	5	100	1000	1.0	10	1.0	-3.5	0	450
MM5Z3V3	3.1	3.3	3.5	5	95	1000	1.0	5	1.0	-3.5	0	450
MM5Z3V6	3.4	3.6	3.8	5	90	1000	1.0	5	1.0	-3.5	0	450
MM5Z3V9	3.7	3.9	4.1	5	90	1000	1.0	3	1.0	-3.5	-2.5	450
MM5Z4V3	4.0	4.3	4.6	5	90	1000	1.0	3	1.0	-3.5	0	450
MM5Z4V7	4.4	4.7	5.0	5	80	800	1.0	3	2.0	-3.5	0.2	260
MM5Z5V1	4.8	5.1	5.4	5	60	500	1.0	2	2.0	-2.7	1.2	225
MM5Z5V6	5.2	5.6	6.0	5	40	200	1.0	1	2.0	-2.0	2.5	200
MM5Z6V2	5.8	6.2	6.6	5	10	100	1.0	3	4.0	0.4	3.7	185
MM5Z6V8	6.4	6.8	7.2	5	15	160	1.0	2	4.0	1.2	4.5	155
MM5Z7V5	7.0	7.5	7.9	5	15	160	1.0	1	5.0	2.5	5.3	140
MM5Z8V2	7.7	8.2	8.7	5	15	160	1.0	0.7	5.0	3.2	6.2	135
MM5Z9V1	8.5	9.1	9.6	5	15	160	1.0	0.2	7.0	3.8	7.0	130
MM5Z10V	9.4	10	10.6	5	20	160	1.0	0.1	8.0	4.5	8.0	130
MM5Z11V	10.4	11	11.6	5	20	160	1.0	0.1	8.0	5.4	9.0	130
MM5Z12V	11.4	12	12.7	5	25	80	1.0	0.1	8.0	6.0	10.0	130
MM5Z13V	12.4	13.25	14.1	5	30	80	1.0	0.1	8.0	7.0	11.0	120
MM5Z15V	14.3	15	15.8	5	30	80	1.0	0.05	10.5	9.2	13.0	110
MM5Z16V	15.3	16.2	17.1	5	40	80	1.0	0.05	11.2	10.4	14.0	105
MM5Z18V	16.8	18	19.1	5	45	80	1.0	0.05	12.6	12.4	16.0	100
MM5Z20V	18.8	20	21.2	5	55	100	1.0	0.05	14.0	14.4	18.0	85
MM5Z22V	20.8	22	23.3	5	55	100	1.0	0.05	15.4	15.4	20.0	85
MM5Z24V	22.8	24.2	25.6	5	70	120	1.0	0.05	16.8	18.4	22.0	80
MM5Z27V	25.1	27	28.9	2	80	300	1.0	0.05	18.9	21.4	25.3	70
MM5Z30V	28	30	32	2	80	300	1.0	0.05	21.0	24.4	29.4	70
MM5Z33V	31	33	35	2	80	300	1.0	0.05	23.2	27.4	33.4	70
MM5Z36V	34	36	38	2	90	500	1.0	0.05	25.2	30.4	37.4	70
MM5Z39V	37	39	41	2	130	500	1.0	0.05	27.3	33.4	41.2	45
MM5Z43V	40	43	46	2	150	500	1.0	0.05	30.1	37.6	46.6	40
MM5Z47V	44	47	50	2	170	500	1.0	0.05	32.9	42.0	51.8	40
MM5Z51V	48	51	54	2	180	500	1.0	0.05	35.7	46.6	57.2	40
MM5Z56V	52	56	60	2	200	500	1.0	0.05	39.2	52.2	63.8	40
MM5Z62V	58	62	66	2	215	500	1.0	0.05	43.4	58.8	71.6	35
MM5Z68V	64	68	72	2	240	500	1.0	0.05	47.6	65.6	79.8	35
MM5Z75V	70	75	79	2	255	500	1.0	0.05	52.5	73.4	88.6	35

**Note :**

(1) Zener voltage is measured with a pulse test current I<sub>Z</sub> at an ambient temperature of 25°C.