

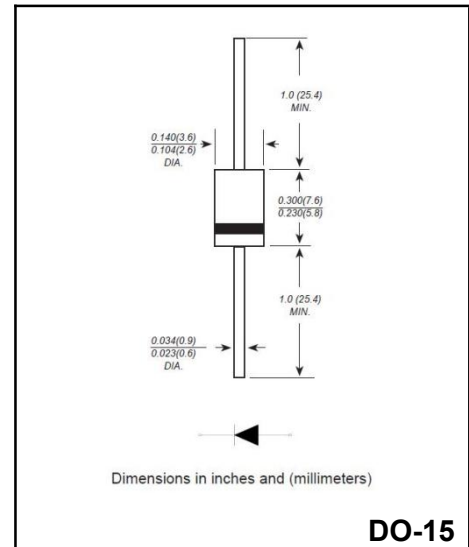
**GLASS PASSIVATED JUNCTION SILICON ZENER DIODES**

**Reverse Voltage - 3.6 to 100 V**

**Forward Current - 5 W**

**FEATURES**

- ◆For surface mounted applications in order to optimize board space.
- ◆Low profile package
- ◆Built-in strain relief
- ◆Glass passivated junction
- ◆Low inductance
- ◆Typical  $I_D$  less than  $1.0\mu A$  above 13V
- ◆Plastic package has Underwriters Laboratory Flammability Classification 94V-O
- ◆Pb free product are available : 99% Sn can meet RoHS environment substance directive request



**MECHANICAL DATA**

- ◆Case: JEDEC DO-201AE molded plastic
- ◆Terminals: Axial leads, solderable per MIL-STD-750, Method 2026
- ◆Polarity: Color band denoted cathode except Bipolar
- ◆Mounting Position: Any
- ◆Weight: 0.045 ounce, 1.2 gram

**MAXIMUM RATINGS AND ELECTRICAL CHARACTERISTICS**

Ratings at 25°C ambient temperature unless otherwise specified.

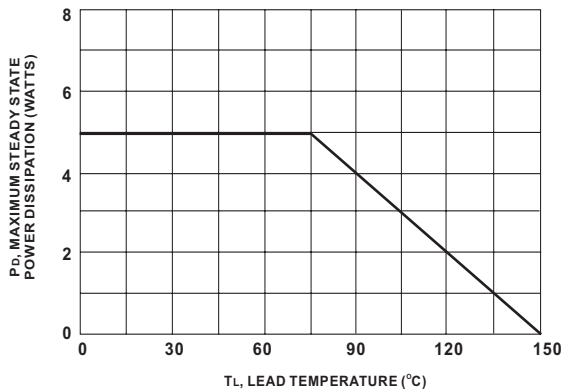
Parameter	Symbols	Value	Units
DC Power Dissipation on $T_L=75^\circ C$ ,Measure at Zero Lead Length Derate above $50^\circ C$ ( NOTE 1)	$P_D$	5.0 40	Watts $mW/^\circ C$
Operating Junction and Storage Temperature Range	$T_J, T_{STG}$	-50 to +150	$^\circ C$

NOTE:

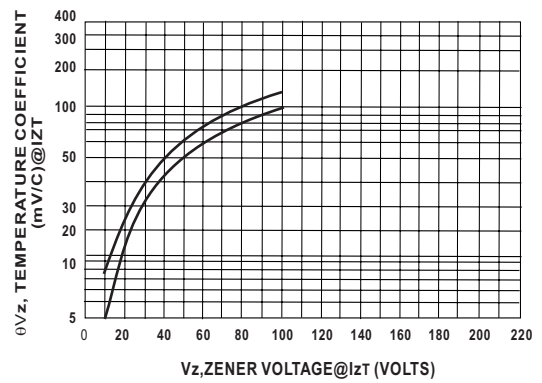
1.Mounted on  $8.0mm^2$  copper pads to each terminal.

Part Number	Nominal Zener Voltage			Maximum Zener Impedance				Maximum Leakage Current	
	V <sub>Z</sub> @ I <sub>ZT</sub>			Z <sub>ZT</sub> @ I <sub>ZT</sub>		Z <sub>ZK</sub> @ I <sub>ZK</sub>		I <sub>R</sub>	V <sub>R</sub>
	Nom. V	Min. V	Max. V	Ohms	mA	Ohms	mA	µA	V
1N5334B	3.60	3.40	3.80	2.50	350.00	500.00	1.00	150.00	1.00
1N5335B	3.90	3.70	4.10	2.00	320.00	500.00	1.00	50.00	1.00
1N5336B	4.30	4.10	4.52	2.00	290.00	500.00	1.00	10.00	1.00
1N5337B	4.70	4.50	4.90	2.00	260.00	450.00	1.00	5.00	1.00
1N5338B	5.10	4.90	5.40	1.50	240.00	400.00	1.00	1.00	1.00
1N5339B	5.60	5.30	5.90	1.00	220.00	400.00	1.00	1.00	2.00
1N5340B	6.00	5.70	6.30	1.00	200.00	300.00	1.00	1.00	3.00
1N5341B	6.20	5.90	6.50	1.00	200.00	200.00	1.00	1.00	3.00
1N5342B	6.80	6.50	7.10	1.00	175.00	200.00	1.00	10.00	5.20
1N5343B	7.50	7.10	7.90	1.50	175.00	200.00	1.00	10.00	5.70
1N5344B	8.20	7.80	8.60	1.50	150.00	200.00	1.00	10.00	6.20
1N5345B	8.70	8.30	9.10	2.00	150.00	200.00	1.00	10.00	6.60
1N5346B	9.10	8.70	9.60	2.00	150.00	150.00	1.00	7.50	6.90
1N5347B	10.00	9.50	10.50	2.00	125.00	125.00	1.00	5.00	7.60
1N5348B	11.00	10.50	11.60	2.50	125.00	125.00	1.00	5.00	8.40
1N5349B	12.00	11.40	12.60	2.50	100.00	125.00	1.00	2.00	9.10
1N5350B	13.00	12.40	13.70	2.50	100.00	100.00	1.00	1.00	9.90
1N5351B	14.00	13.30	14.70	2.50	100.00	75.00	1.00	1.00	10.60
1N5352B	15.00	14.30	15.80	2.50	75.00	75.00	1.00	1.00	11.50
1N5353B	16.00	15.20	16.80	2.50	75.00	75.00	1.00	1.00	12.20
1N5354B	17.00	16.20	17.90	2.50	70.00	75.00	1.00	0.50	12.90
1N5355B	18.00	17.10	18.90	2.50	65.00	75.00	1.00	0.50	13.70
1N5356B	19.00	18.10	20.00	3.00	65.00	75.00	1.00	0.50	14.40
1N5357B	20.00	19.00	21.00	3.00	65.00	75.00	1.00	0.50	15.20
1N5358B	22.00	20.90	23.10	3.50	50.00	75.00	1.00	0.50	16.70
1N5359B	24.00	22.80	25.20	3.50	50.00	100.00	1.00	0.50	18.20
1N5360B	25.00	23.80	26.30	4.00	50.00	110.00	1.00	0.50	19.00
1N5361B	27.00	25.70	28.40	5.00	50.00	120.00	1.00	0.50	20.60
1N5362B	28.00	26.60	29.40	6.00	50.00	130.00	1.00	0.50	21.20
1N5363B	30.00	28.50	32.00	8.00	40.00	140.00	1.00	0.50	22.80
1N5364B	33.00	31.40	34.70	10.00	40.00	150.00	1.00	0.50	25.10
1N5365B	36.00	34.20	37.80	11.00	30.00	160.00	1.00	0.50	27.40
1N5366B	39.00	37.10	41.00	14.00	30.00	170.00	1.00	0.50	29.70
1N5367B	43.00	40.90	45.00	20.00	30.00	190.00	1.00	0.50	32.70
1N5368B	47.00	44.70	49.00	25.00	25.00	210.00	1.00	0.50	35.80
1N5369B	51.00	48.50	53.60	27.00	25.00	230.00	1.00	0.50	38.80
1N5370B	56.00	53.20	58.80	35.00	20.00	280.00	1.00	0.50	42.60
1N5371B	60.00	57.00	63.00	40.00	20.00	350.00	1.00	0.50	45.50
1N5372B	62	58.9	65.1	42	20	400	1	0.5	47.1
1N5373B	68	64.6	71.4	44	20	500	1	0.5	51.7
1N5374B	75	71.3	78.8	45	20	620	1	0.5	56
1N5375B	82	77.9	86.1	65	15	720	1	0.5	62.2
1N5376B	87	82.7	91.4	75	15	760	1	0.5	66
1N5377B	91	86.5	95.6	75	15	760	1	0.5	69.2
1N5378B	100	95	105	90	12	800	1	0.5	76

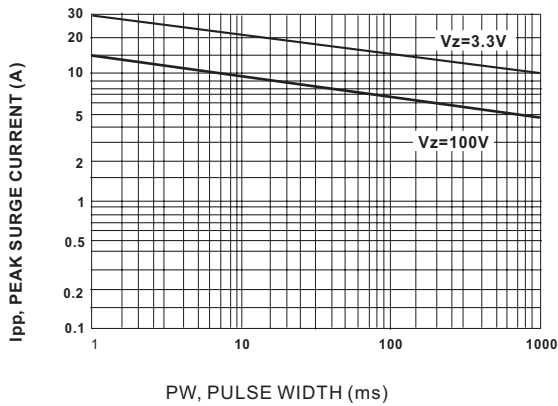
**RATING AND CHARACTERISTIC CURVES**



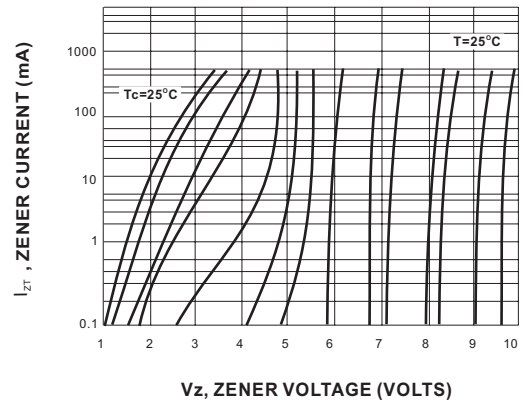
**Fig.1 Power temperature Derating Curve**



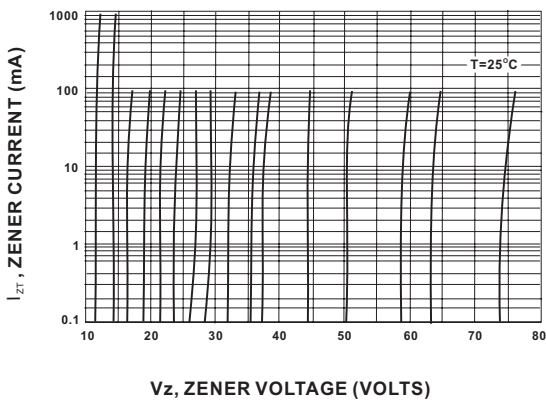
**Fig.2 Temperature Coefficient-Range for Units 10 to 100 Volts**



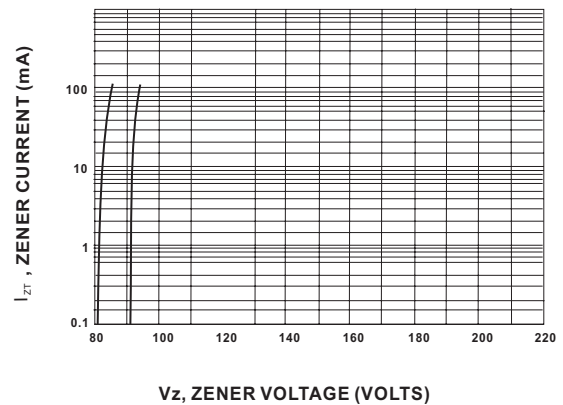
**Fig.3 Peak Surge Current versus Pulse Width**



**Fig.4 Zener Voltage versus Zener Current V\_Z=3.3 Thru 10 Volts**

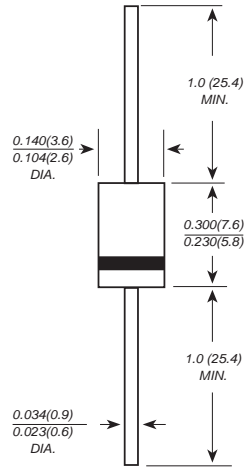


**Fig.5 Zener Voltage versus Zener Current V\_Z=11 Thru 75 Volts**



**Fig.6 Zener Voltage versus Zener Current V\_Z=82 Thru 100 Volts**

**Package Outline DO-15**



**Summary of Packing Options**

Package	Packing Description	Packing Quantity	Industry Standard
DO-15	BOX	500/3000	EIA-481-1