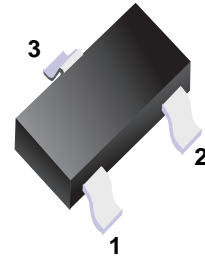


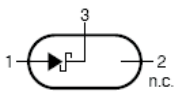
■ Schottky Diodes

■ Features

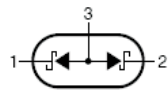
- Low forward voltage
- Guard ring protected
- Small plastic SMD package.



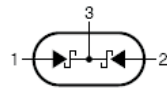
■ Simplified outline(SOT-523)



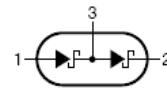
BAT54T



BAT54AT



BAT54CT



BAT54ST

■ Absolute Maximum Ratings Ta = 25°C

Parameter	Symbol	Rating	Unit
Maximum Repetitive Reverse Voltage	VRRM	30	V
Average Rectified Forward Current	IF(AV)	200	mA
Non-repetitive Peak Forward Surge Current Pulse width = 1.0 second	IFSM	600	mA
Power Dissipation	PD	150	mW
Thermal Resistance, Junction to Ambient	RθJA	667	°C/W
Storage Temperature Range	Tstg	-55 to +125	°C
Operating Junction Temperature	TJ	125	°C

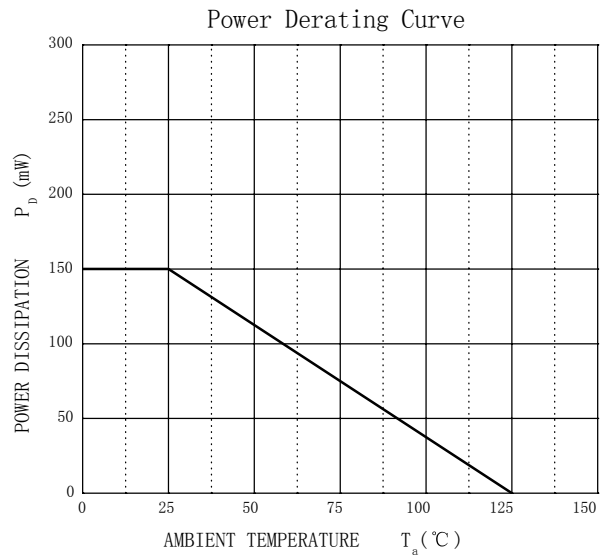
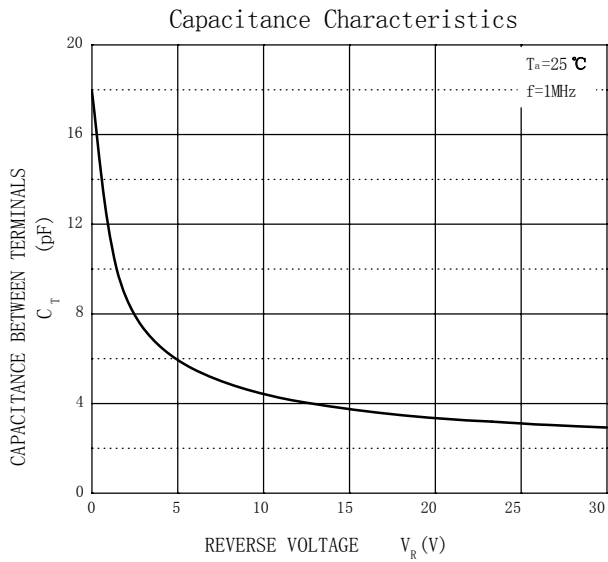
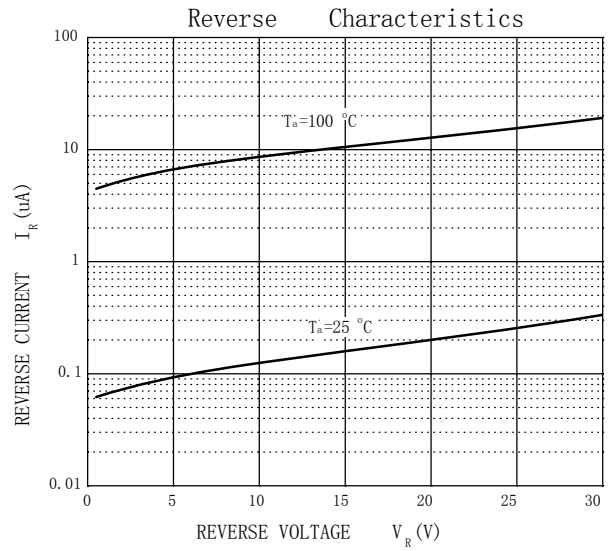
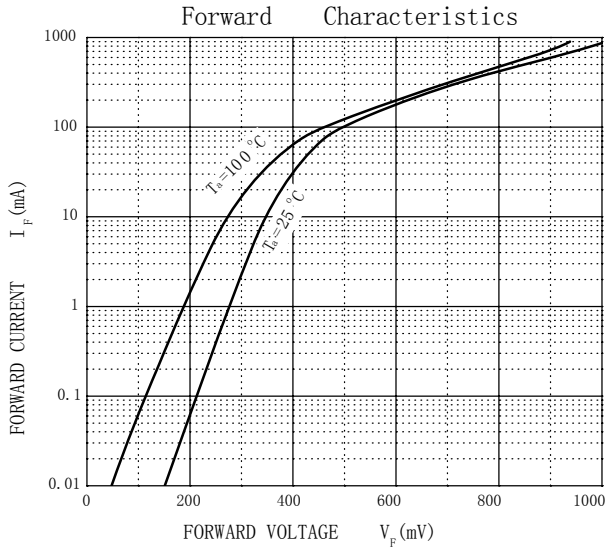
■ Electrical Characteristics Ta = 25°C

Parameter	Symbol	Testconditions	Min	Typ	Max	Unit
Breakdown Voltage	VR	IR = 100 μA	30			V
Forward Voltage	VF	IF = 0.1 mA			240	mV
		IF = 1 mA			320	mV
		IF = 10 mA			400	mV
		IF = 30 mA			500	mV
		IF = 100 mA			0.8	V
Reverse Current	IR	VR = 25 V			2	μA
Total Capacitance	CT	VR = 1V, f = 1.0 MHz			10	pF
Reverse Recovery Time	trr	IF = IR = 10 mA, IRR = 1.0 mA, RL = 100Ω			5	ns

■ Marking

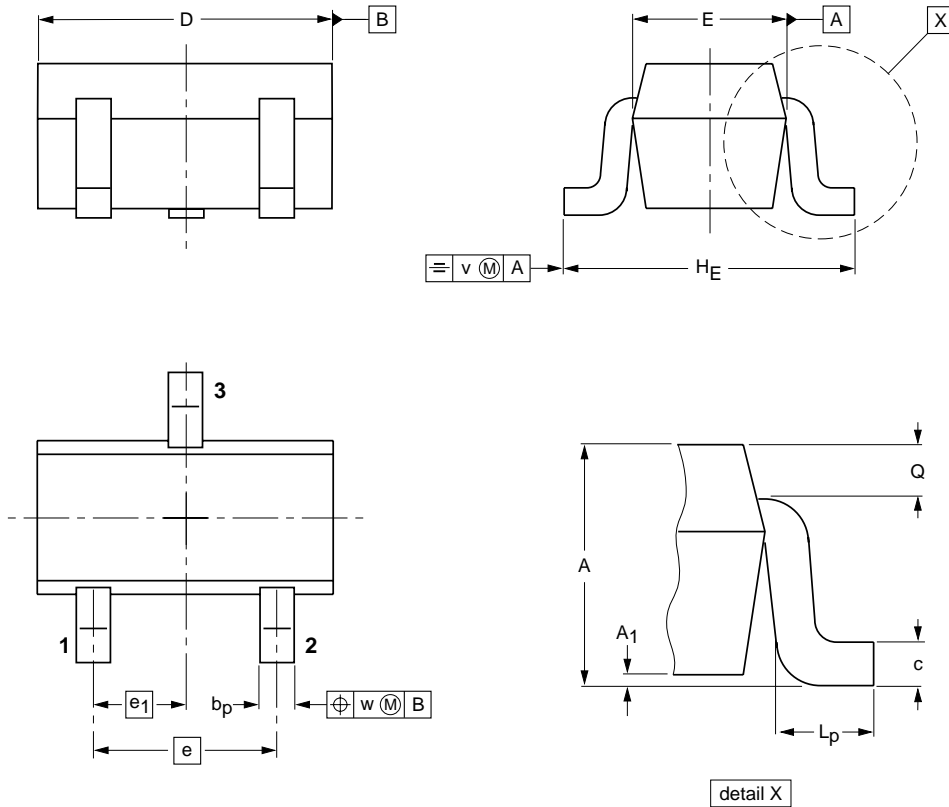
TYPE	BAT54T	BAT54AT	BAT54CT	BAT54ST
Marking	L1	L2	L3	L4

■ Typical Characteristics



Package Outline

SOT-523



DIMENSIONS (mm are the original dimensions)

UNIT	A	A <sub>1</sub> max	b <sub>p</sub>	c	D	E	e	e <sub>1</sub>	H <sub>E</sub>	L <sub>p</sub>	Q	v	w
mm	0.95 0.60	0.1	0.30 0.15	0.25 0.10	1.8 1.4	0.9 0.7	1	0.5	1.75 1.45	0.45 0.15	0.23 0.13	0.2	0.2

Summary of Packing Options

Package	Packing Description	Packing Quantity	Industry Standard
SOT-523	Tape/Reel, 7" reel	3000	EIA-481-1