

Schottky Barrier Rectifiers

Reverse Voltage - 20 to 200 V

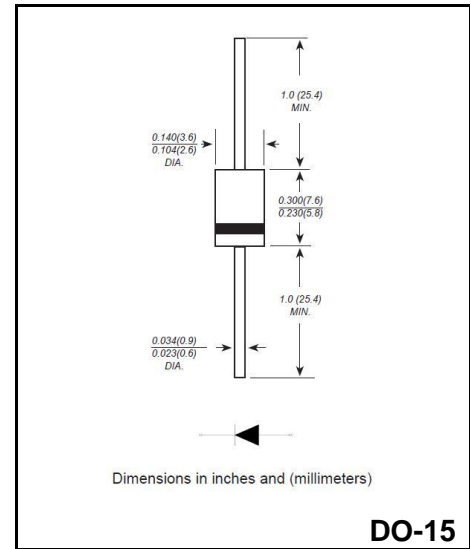
Forward Current - 2 A

FEATURES

- ◆ Guardring for overvoltage protection
- ◆ Low reverse leakage
- ◆ High forward surge current capability
- ◆ High temperature soldering guaranteed
250°C /10 seconds at terminals
- ◆ Lead free in comply with EU RoHS 2011/65/EU directives

MECHANICAL DATA

- ◆ Case: DO-15
- ◆ Terminals: Solderable per MIL-STD-750, Method 2026
- ◆ Approx. Weight: 0.33g /0.0116oz



Maximum Ratings and Electrical characteristics

Ratings at 25 °C ambient temperature unless otherwise specified.

Single phase half-wave 60 Hz, resistive or inductive load, for capacitive load current derate by 20 %.

Parameter	Symbols	SR220	SR240	SR260	SR280	SR2100	SR2150	SR2200	Units
Maximum Repetitive Peak Reverse Voltage	V_{RRM}	20	40	60	80	100	150	200	V
Maximum RMS voltage	V_{RMS}	14	28	42	56	70	105	140	V
Maximum DC Blocking Voltage	V_{DC}	20	40	60	80	100	150	200	V
Maximum Average Forward Rectified Current at $T_c = 100\text{ }^\circ\text{C}$	$I_{F(AV)}$	2.0							A
Peak Forward Surge Current 8.3 ms Single Half Sine Wave Superimposed on Rated Load	I_{FSM}	50.0							A
Maximum Instantaneous Forward Voltage at 2.0A	V_F	0.55	0.70	0.85	0.95				V
Maximum DC Reverse Current $T_a = 25\text{ }^\circ\text{C}$ at Rated DC Blocking Voltage $T_a = 125\text{ }^\circ\text{C}$	I_R	0.5 50			0.05 10			mA	
Typical Thermal Resistance	$R_{\theta JA}$	75							$^\circ\text{C/W}$
Operating junction temperature range	T_j	-55 ~ +125			-55 ~ +150			$^\circ\text{C}$	
Storage Temperature Range	T_{stg}	-55 ~ +150							$^\circ\text{C}$

(1) Measured at 1 MHz and applied reverse voltage of 4 V D.C

Ratings And Characteristic Curves

FIG. 1- DERATING CURVE OUTPUT RECTIFIED CURRENT

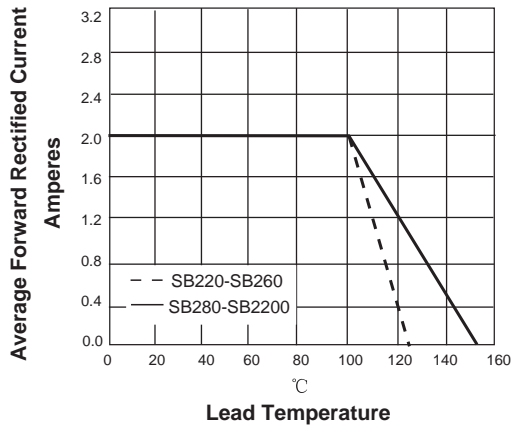


FIG. 2-MAXIMUM NON-REPETITIVE PEAK FORWARD SURGE CURRENT PER LEG

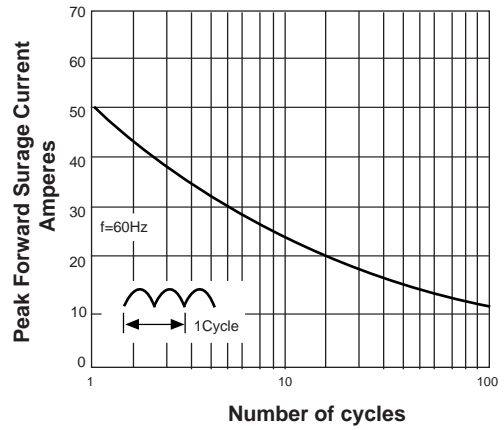


FIG. 3-TYPICAL FORWARD VOLTAGE CHARACTERISTICS

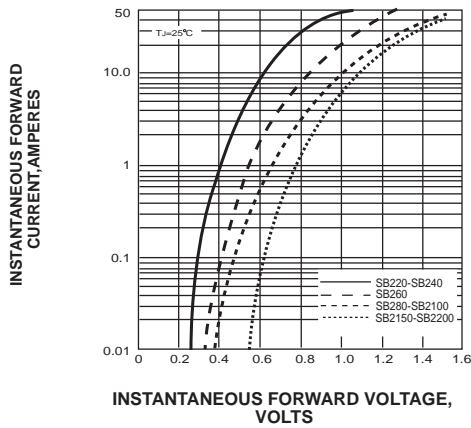
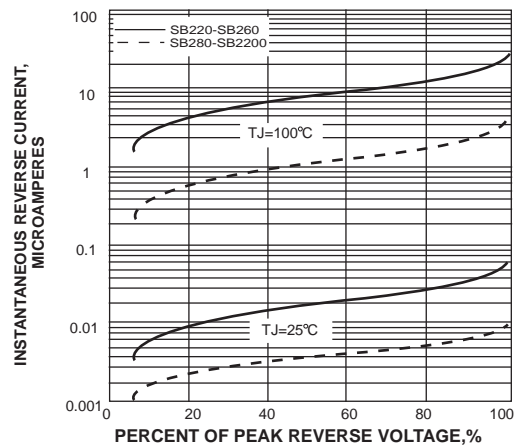


FIG. 4-TYPICAL REVERSE LEAKAGE CHARACTERISTICS



Package Outline DO-15



DIMENSIONS					
DIM	INCHES		MM		NOTE
	MIN	MAX	MIN	MAX	
A	.230	.300	5.8	7.6	
B	.104	.140	2.6	3.6	
C	.028	.034	0.71	0.86	
D	1.000	---	25.40	---	

Summary of Packing Options

Package	Packing Description	Packing Quantity	Industry Standard
DO-15	BOX	500/3000	EIA-481-1